

How well are we adapting?

Presentation by Fran Macdonald,
Coordinator, Western Alliance for
Greenhouse Action (WAGA) to EIANZ

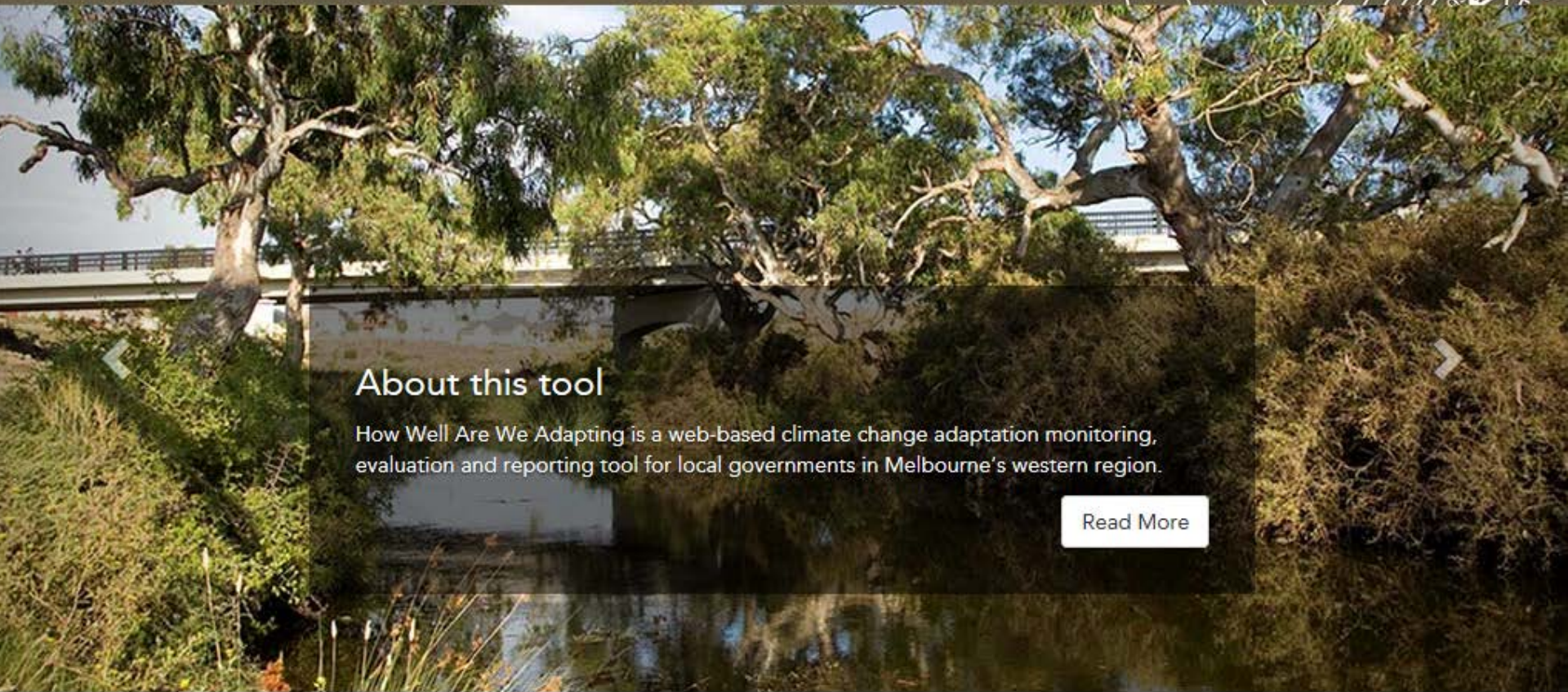
31 May 2017

WAGA

Western Alliance for
Greenhouse Action

Helping Melbourne's western region
prosper and thrive in a changing climate.





About this tool

How Well Are We Adapting is a web-based climate change adaptation monitoring, evaluation and reporting tool for local governments in Melbourne's western region.

[Read More](#)

[About](#) ▾

[Climate change
in our region](#)

[Strengthening
community](#)

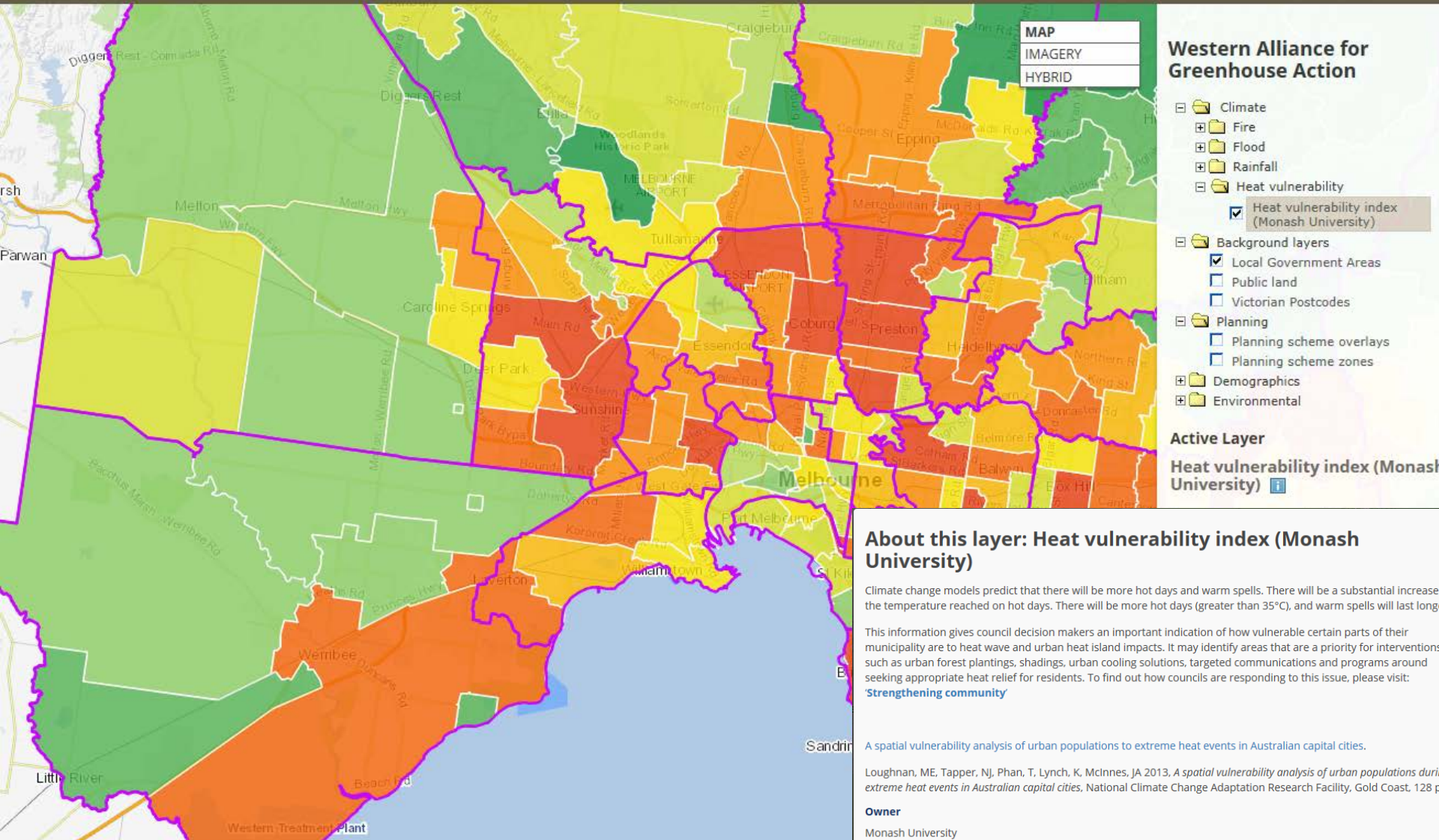
[Our local parks
and sports fields](#)

[Login](#)

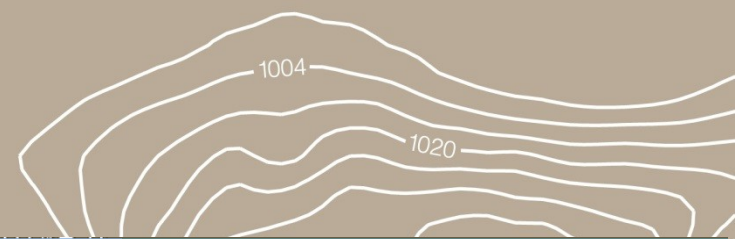


Public reporting tool

Save Print Tools Legend Layers



Public reporting tool



Strengthening community

Our local parks and sports fields

Home :: Strengthening community

Who is at risk, and how are we identifying vulnerable populations?

How are critical services to vulnerable populations impacted by extreme weather events?

When and why do residents seek relief during severe weather events?

How are councils addressing climate change from a resource, management and legislative perspective?

WHAT CAN I DO?



Thermal mapping of Wyndham suburbs shows that urban heat is trapped in built up areas during heat waves, particularly urban areas with dark roof tops and less canopy tree cover.

There are a number of ways to reduce your exposure to heat stress and seek relief during a heat wave. It's especially important to be aware of the impact of heat on the health of friends, neighbours or relatives who are elderly, have existing chronic health conditions, as well as babies and young children. For further advice visit the [Better Health](#) website which has advice in a number of languages and formats.

Power blackouts frequently coincide with heat wave events due to the excess demand on the network during these times. This can exacerbate heat stress as residents can't use their fans and air conditioners to keep cool. It can also prevent you from carrying out normal activities within your home. For information on how to prepare for a power outage and what to do if one occurs in your area please visit this [Guide to Power Outages](#).

HOW ARE COUNCILS RESPONDING?

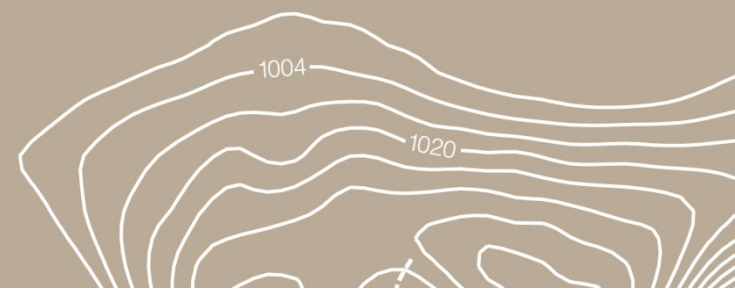
Councils to the West of Melbourne are beginning to integrate climate change response in the decision making processes for major projects, some examples of projects that were implemented during 2015/16 include:

CASE STUDIES

- Wyndham City Council spent \$450,000 on tree planting to increase canopy cover across the municipality to reduce the urban heat island effect. A further \$1.2 million is planned in 2016/17.
- Brimbank City Council, Maribyrnong City Council, Moonee Valley City Council, Hobsons Bay City Council and Wyndham City Council are all involved in *The Greening the West* program to plant 1 million trees across the western area of Melbourne in partnership with other authorities and agencies. Wyndham City Council alone have been responsible for planting 30,000 trees in parks, reserves and other public spaces which will also contribute to reducing urban heat impacts and create cooler, healthier parks for the community to enjoy during summer.

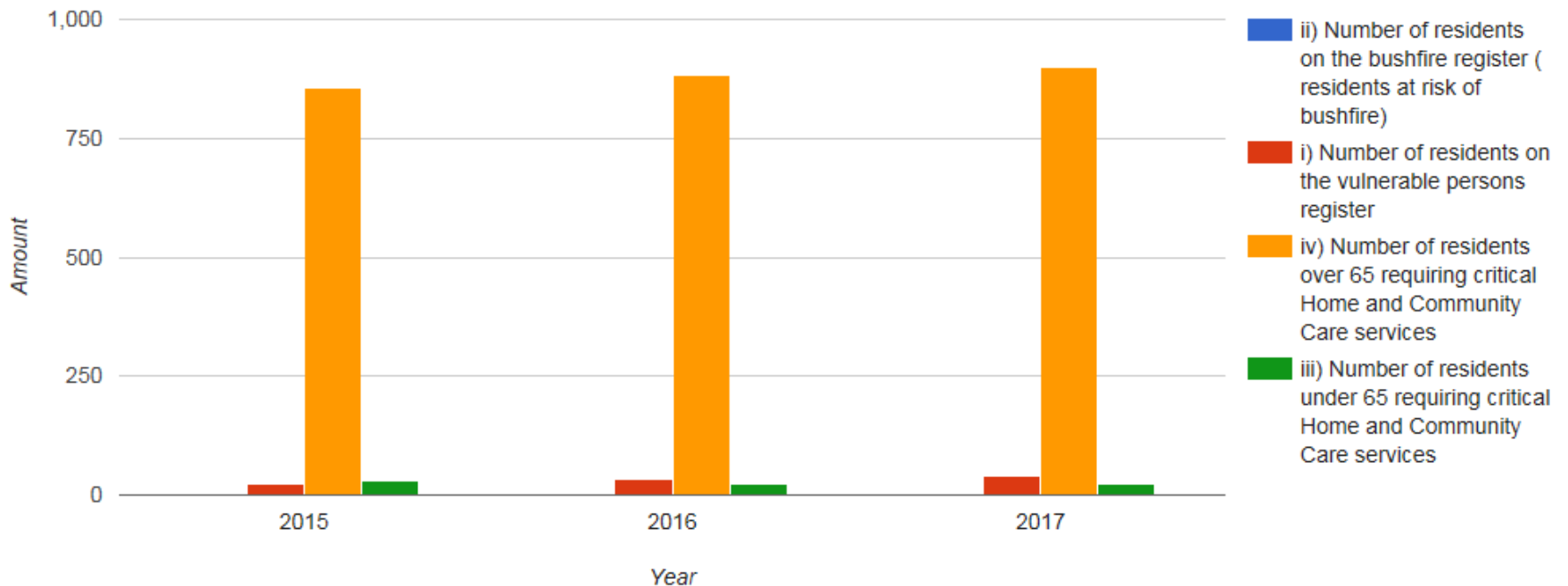


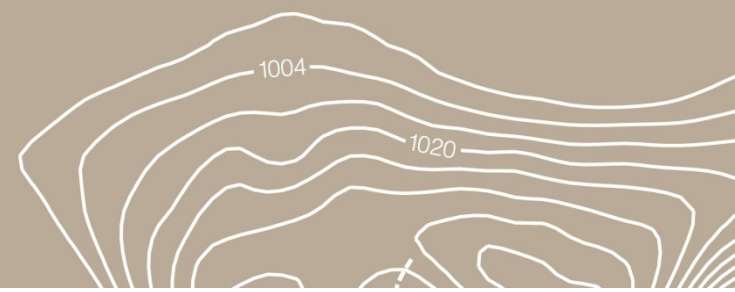
- Hobsons Bay: Reported several stormwater runoff treatment projects that have provided passive irrigation at recreation reserves. These works have reduced council reliance on mains water for irrigation and will help lessen flooding impacts by retaining water in the landscape and reducing run-off that would accumulate in our waterways during a flash flood event.



Longitudinal reporting

b) Report the number of vulnerable residents that are at risk to climate impacts on Council's registers






Longitudinal reporting

1.2B Residents seeking relief at council managed centres during extreme weather ⓘ


a) Report council facilities such as libraries, leisure centres and community centres affected by visitor increases during extreme weather

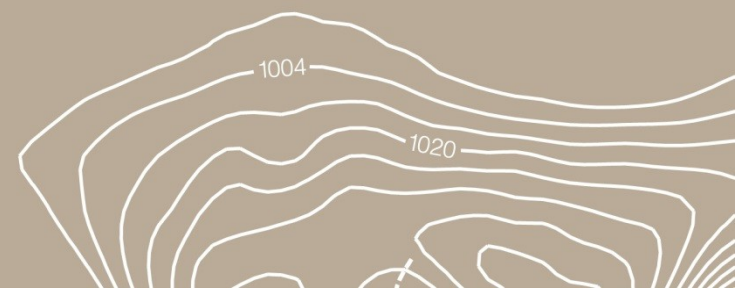
December 7, 2016

Sunshine Leisure Centre and St. Albans Library were affected by attendance increases caused by Heatwave



Example City Leisure Centre and Example City Library were affected by attendance increases caused by Heatwave

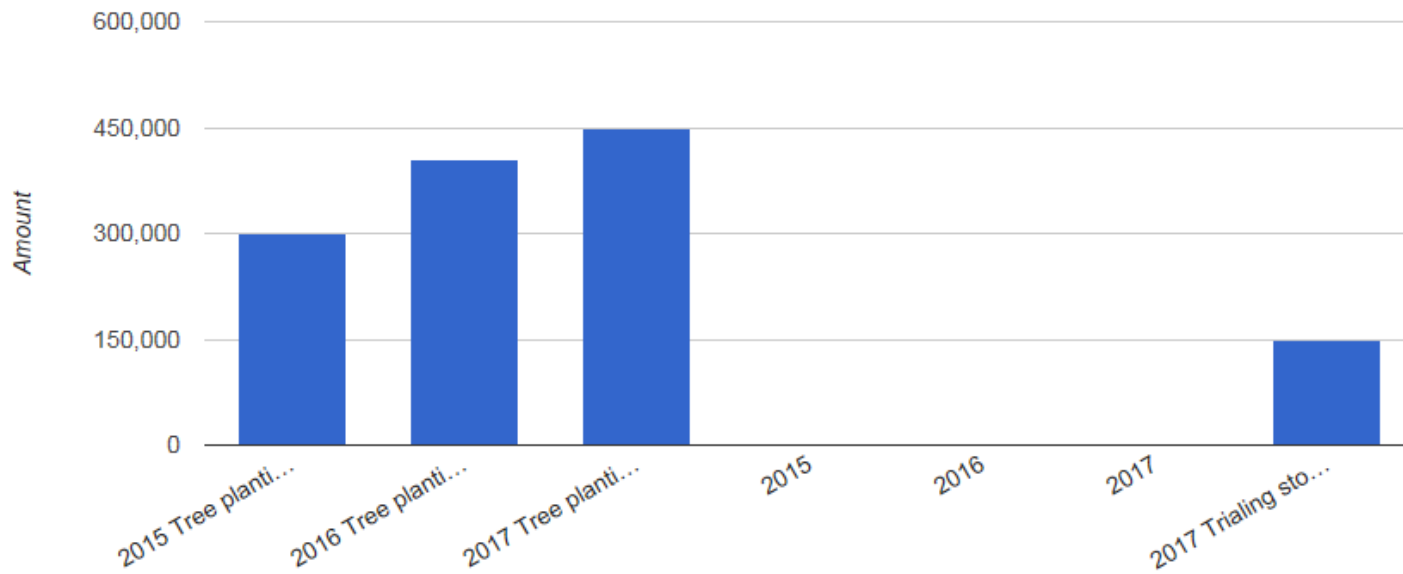




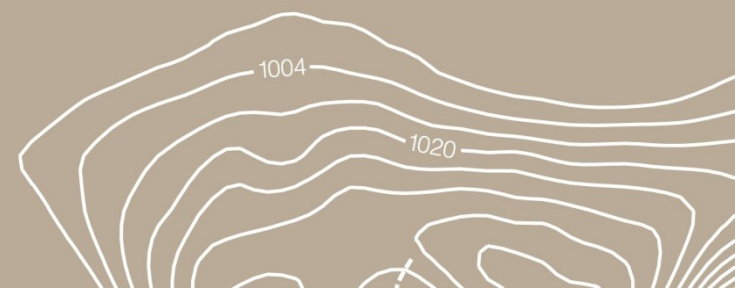
Longitudinal reporting

3.4 What climate adaptation outcomes have been implemented in open space capital expenditure projects? ⓘ

a) What capital works have been implemented this financial year that have a strong focus on reducing (or lessening the effects) of the following climate change impacts



Internal reporting tool



Comparison reporting

2.2 Emergency management framework recognises and responds to changing risk levels with climate change ⓘ

City of Brimbank

City of Greater Geelong

City of Hobsons Bay

City of Maribyrnong

City of Melton

City of Moonee Valley

City of Wyndham

Demo Council

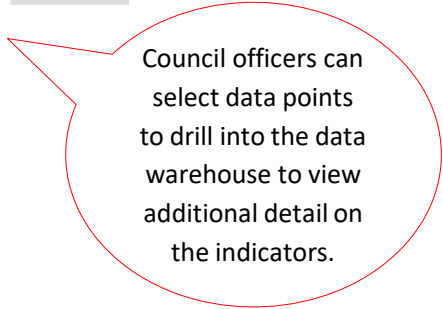
Shire of Moorabool

a) Record how Council's emergency management process responds to climate change

Yes Storm, fire, flood and heatwave. Risks not based on scientific models, they are based on local conditions and previous events.

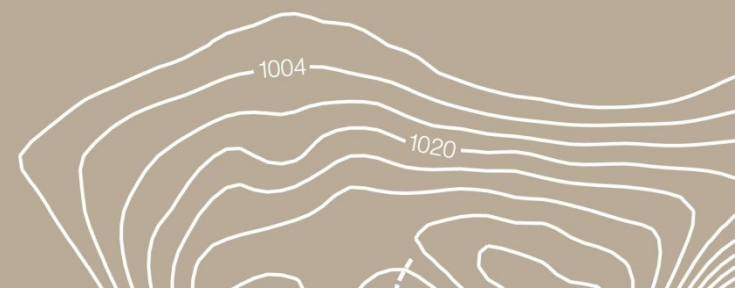
b) Record whether there been any changes to your Risk Action Plan following a recent extreme weather event that resulted in emergency management activation

After the mini tornado in March 2016 the process of info sharing with Vic SES was modified and reviewed to improve decision making around need to do a post impact assessment.



Council officers can select data points to drill into the data warehouse to view additional detail on the indicators.

Internal reporting tool

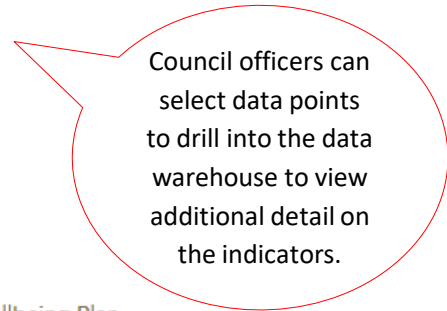


Comparison reporting

2.4 Meeting legislative requirements ⓘ	City of Brimbank	City of Greater Geelong	City of Hobsons Bay	City of Maribyrnong	City of Melton	City of Moonee Valley	City of Wyndham	Demo Council	Shire of Moorabool
----------------------------------------	------------------	-------------------------	---------------------	---------------------	----------------	-----------------------	-----------------	--------------	--------------------

a) Record whether climate change considerations have been included in Council's Municipal Public Health and Wellbeing Plan (MPHWP)

Plan under review, will consider climate change in updated plan
3. Several statements referencing impacts are included in relevant parts of the plan



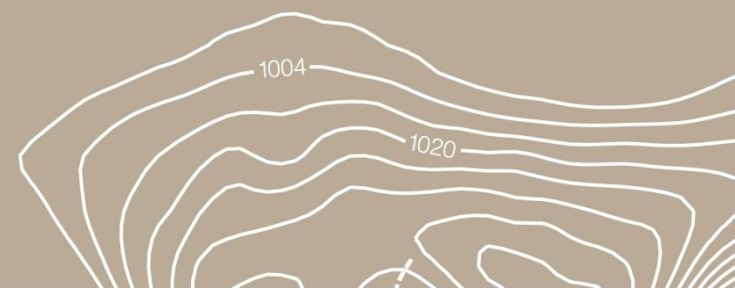
Council officers can select data points to drill into the data warehouse to view additional detail on the indicators.

2.4 Meeting legislative requirements

a) Record whether climate change considerations have been included in Council's Municipal Public Health and Wellbeing Plan (MPHWP)

i) Comment on how climate change impacts are considered	Plan under review, will consider climate change in updated plan
ii) On a scale of 0 – 5 (0 no consideration; 5 being highest) score what level of consideration climate change impacts have had in preparing Council's MPHWP	3. Several statements referencing impacts are included in relevant parts of the plan

Benefits of the tool



Community


- It shows local, real impacts.
- Positive message – you can and do make a difference!
- Engaging and credible resources

Local Government

- It identifies costs and opportunities.
- Knowledge sharing, learning, benchmarking
- A maturity model that's highly flexible

Other organisations

- Join up! We're creating a community of practice.
- Or adapt the indicators, tool and development process for yourself!



How Well Are We Adapting website:

adapt.waga.com.au

WAGA contact details:

WAGA.com.au

franm@brimbank.vic.gov.au, 9249 4864