



Environment Institute
of Australia and
New Zealand Inc.

www.eianz.org

2019 - 2020

ANNUAL REPORT

ENVIRONMENT INSTITUTE OF AUSTRALIA & NEW ZEALAND



[@EIANZorg](https://twitter.com/EIANZorg)



[linkedin.com/company/eianz](https://www.linkedin.com/company/eianz)



[@EIANZorg](https://www.facebook.com/EIANZorg)



[@EIANZorg](https://www.instagram.com/EIANZorg)

The Environment Institute of Australia and New Zealand supports environmental practitioners throughout their careers, from students and early careers, to experienced and certified practitioners, through to retirement. We harness the expertise of our members to progress environmental practice and advocate to improve sustainability outcomes.

| OUR MISSION

To connect and support environmental practitioners to promote a sustainable future.

| OUR VISION

Promote excellence in practice by supporting our members in their professional development throughout their careers.

Support the profession in its contribution to good environmental outcomes.

Be credible, respected and valued.

Represent the diversity of the profession.

| OUR VALUES

Excellence: we establish and encourage high standards of science, policy and practice.

Ethics: we are accountable and share a commitment to ethical professional practice.

Engagement: we are actively engaged in our profession and advocate constructively for evidence-based environmental management.

1961 Members | **925** Certified Practitioners

2 Chapters | **9** Divisions | **5** Branches

5 Special Interest Sections

1 Certification program with **1** general and **5** specialist certifications

1 VOICE FOR THE ENVIRONMENT PROFESSION



We promote excellence in practice by supporting our members in their professional development throughout their careers

CONTENTS

06 FROM THE PRESIDENT	20 COMMUNICATION AND ENGAGEMENT	36 SUBMISSIONS AND REPRESENTATIONS
08 PERFORMANCE INDICATORS	22 AROUND THE INSTITUTE	38 OUR GOVERNANCE
08 Member Perspective	22 Chapter and Divisions	40 OUR MEMBER AND CERTIFIED PRACTITIONERS
09 Learning and Growth	25 Special Interest Sections	44 FINANCIAL SUSTAINABILITY
10 Financial Perspective	26 Student and Early Careers Committee	52 FINANCIAL STATEMENTS
10 Internal Processes	26 Certified Practitioner Environmental Practitioner Scheme	56 Notes on the Financial Statements for the Year Ended 30 June 2020
12 INSTITUTE HIGHLIGHTS	26 Qualifications Accreditation Scheme	64 Independent Audit Report
13 Our Annual Conference	26 Australasian Journal of Environmental Management	
14 National Biodiversity Offsets Conference	28 CELEBRATING OUR MEMBERS	
15 EPBC Act Webinar Series	28 EIANZ Merit Award Winners	
15 EPBC Act Review	31 New Fellows	
18 More Effective Impact Assessment	32 Recognising Our Life Members and Fellows	
18 Bruce Pascoe Webinar		
19 Mentoring		



FROM THE PRESIDENT

As part of the EIANZ Corporate Plan performance indicators were developed as a Balanced Scorecard to measure the contributions to four components: member perspective, learning and growth, financial perspective, and internal processes. These performance indicators were designed to provide the basis for annual reporting to EIANZ members. The results are displayed in the following table.

However, this has been a disrupted year and needs to be considered in two parts. There is a pre-COVID time where EIANZ functioned in the traditional way, and a COVID time where significant changes were required in the way our professional association had to operate.

MEMBER PERSPECTIVE

In August 2019, EIANZ ran a highly successful National Biodiversity Offsets Conference which considered the experience with offsets and offset markets as well as debating the relative benefits of different forms of offsets. Work by EIANZ members Martin Juniper, David Francis and Dugal McFarlane, as well as Alan Key from Earthtrade were instrumental in organising the conference.

The Annual Conference held in Adelaide in November 2019 was well managed by Maria Pedicini and her organising committee as well as Nicole Brown, Narelle Mewburn and Central Office staff. One of the significant outcomes of the conference was the formation of an Indigenous Engagement Working Group which is being co-chaired by Di Buchan from New Zealand and Alan Chenoweth from Australia. The initial tasks of the IEWG is to revise the Code of Ethics and Professional Conduct to incorporate Indigenous engagement and knowledge, and, to develop a Reconciliation Action Plan with Aboriginal and Torres Strait Islander peoples'.

Mentoring activity is being maintained with 87 people now receiving advice this year. The New Zealand Chapter has been particularly active in this area led by Isobel Oldfield. There was concern that COVID restrictions could affect membership and event revenue. This led to the deferral of the appointment of a professional development officer with a consequential delay in implementing STEPs, our early career professional development program. The travel restrictions meant accreditation reviews of university courses were no longer possible and the impact on university finances has reduced the availability of their discretionary spending to fund accreditation. Social distancing requirements meant normal meetings were deferred or cancelled.

The number of Certified Environmental Practitioners continues to increase, with 925 CEnvPs at the end of this year compared to 832 last year. The certification programme has increased the number of specialist categories with the addition of Landscape Rehabilitation and soon Geomorphology.

A program of webinars was developed to facilitate continuing professional development. This helped achieve an increase in attendance at events – 4603 total attendance which was greater than 2018-19 by 25%. These numbers include the well-attended workshops on Impact Assessment by Dr Glenn Brown organised by Lachie Wilkinson on behalf of the SIS on Impact Assessment, and, events of advances in technology for ecological surveys organised by Richard Sharp for the Ecology SIS as well as Division and Chapter events.

A last-minute change had to be made to the EPBC Act Review Forum. The forum was to be a conference in Canberra and was changed to a webinar series with six presentations with Q&A during March and April 2020. This format attracted a lot of interest and helped improve links to other environmental professional bodies.

LEARNING AND GROWTH

A priority for EIANZ was making a submission on the Review of the EPBC Act. Belinda Bastow co-ordinated the integration of the inputs from more than 25 members to produce a comprehensive document focussed on the key concerns of the Institute.

There has been other "policy voice" activities at the national and divisional level including statements on bushfire recovery and the destruction of the Juukan Caves in Australia, a submission on the Resource Management Act revision in New Zealand and 17 other policy activities and submissions by Divisions.

Our work on providing guidance on best practice was continued with Tor Hundloe's document on environmental impact assessment.

The Ethics Hotline has been a useful addition to member services.

There has also been an increase in social media with LinkedIn being the dominant platform in terms of activity with 13,000 followers which is more than six times the EIANZ membership.

FINANCIAL PERSPECTIVE

Despite COVID restrictions membership numbers have increased and event revenue has increased. The financial outcome for the year was a surplus of \$179,000 for our Central Office compared to a budgeted surplus of \$6,000, with an overall surplus for the Institute of \$290,000. This has improved the Institute's equity and cash position. More detailed financial information is provided in the Annual Report and the Audited Accounts.

INTERNAL PROCESSES

There has been positive feedback from Australian Divisions and the New Zealand Chapter on the concept of service agreements with Central Office. Informal agreements on roles and responsibilities tailored to the specific circumstances of the Division/Chapter are generating increased effectiveness and efficiency.

A new committee structure has been developed as part of the biennial review. Key changes have been the establishment of an Ethics Committee and the separation of Policy and Practice into two committees – Policy and Standards, and, Practice and Professional Development. The Ethics Committee will be responsible for a review of the Code of practice and Professional Conduct. The workload of the Policy and Practice Committee was too great. The separation of Policy and Practice was to enable the policy work which underpins our increasing advisory role to be supported, while the Practice and Professional Development Committee can facilitate our role in continuing professional development in micro-credentialing with universities and multi-divisional webinars to complement the events and activities by the Divisions/Chapter.

While the constraints of COVID restrictions have meant the certain activities have been achieved or have been deferred, the adjustments that have been made to our new circumstances have resulted in a successful year overall for the Institute. This would not have been possible without the considerable contributions from EIANZ members and the good work of our support staff, in particular Nicole Brown as Executive Officer who was instrumental in managing the adjustments, Narelle Mewburn in webinar and conference organisation, Terry Abel in raising our accounting capability, O'shea Gill-Benton in facilitating policy activities, and Jennie McClements for membership monitoring and feedback.

Bryan Jenkins
President



PERFORMANCE INDICATORS

1. MEMBER PERSPECTIVE

GOAL OF PROMOTING EXCELLENCE IN PRACTICE	2019-20	2018-19
QAS		
Number of universities accredited	1 (Griffith)	1 (Griffith)
Number of universities in process	1 (Otago)	
Number of universities expressing interest	2 (Canterbury, RMIT)	
STEPS		
Implementation steps completed	Draft coaching guide Proposal for trial	
Professional Development CPD measurement	Waiting PD Officer appointment	
Mentoring	85 mentors / 87 mentees (-5%)	92 pairs
Goal of supporting good practice		
Professional development events		
EIANZ members in attendance	2124 (+37%)	1551
Other professionals in attendance	2479 (+12%)	2143
Total in attendance	4603 (+25%)	3694
Number of events	108 (-6%)	115
Goal of representing the diversity of the profession		
3D matrix of professional activities		
Matrix development steps completed	Not commenced	
Collaboration with other professional groups		
Number of collaborative events	8 (+60%)	5
Advance role of indigenous knowledge		
Implementation steps	IEWG formed 2 webinars run Change in Code of Ethics scoped Reconciliation Action Plan commenced	

2. LEARNING AND GROWTH

GOAL OF HIGH STANDARDS OF SCIENCE, POLICY AND PRACTICE	2019-20	2018-19
Guidance on best practice		
Number of guidance documents	Environmental Impact Assessment document drafted	Integrated Assessment document prepared
Preparation of policy notes		
Implementation steps	New policy committee	
Develop policy statements		
Number of policy statements prepared	Awaiting new committee	
Goal of defining ethical practice and ensuring ethical accountability		
Establish and operate Ethics Hotline		
Use of Ethics Hotline	2 calls	
Use of Disciplinary Committee		
Resolution of complaints	None received	None Received
Goal of professional engagement		
Policy voice		
Submissions on environmental policy and legislation	EPBC Act Review 17 submissions across the Institute	5 Submissions across the Institute
Strategic partnerships		
Strategic partnerships	3	2
Cooperative initiatives		
Cooperative initiatives	1	1
Social media channels - followers		
Linkedin	13,000 (+71%)	7,600
Facebook	2,100 (+17%)	1,800
Twitter	1,300 (+8%)	1,200
Instagram	299 (+45%)	206
Practitioner Workplace		
Family friendly workplaces	Not commenced	

We support the profession in its contribution to good environmental outcomes

PERFORMANCE INDICATORS

3. FINANCIAL PERSPECTIVE

GOAL OF REVENUE GROWTH	2019-20		2018-19	
Change in annual revenue				
Membership revenue	-27	(-5%)	+67	(+14%)
Certification revenue	+40	(+15%)	+38	(+16%)
Event revenue	+206	(+97%)	-59	(-22%)
Programme revenue	-1	(-25%)	+4	(+100%) (2018 was nil)
Sponsorship revenue	-3	(-6%)	-51	(-50%)
Journal revenue	+1	(+5%)	+1	(+5%)
Other revenue	+72	(+99%)	+11	(+18%)
Total revenue	+288	(+25%)	+11	(+1%)
Goal of maintaining equity				
Equity greater than 50% operations	1,179	(101%)	889	(82%)
Goal of maintaining liquidity				
Cash to current liabilities greater than 1	1,497 / 560	(2.7)	1,304 / 696	(1.9)
Goal of financial performance against budget				
Central Office (exc SIS & SEC) Variance: budget compared to actual	+6 / +179	(+173)	+4 / +12	(+8)
Budgeting by Aus Divisions/NZ Chapter	Common set of accounts established			

4. INTERNAL PROCESSES

GOAL OF MANAGING INTERFACE STAFF AND VOLUNTEERS	2019-20		2018-19	
Communication protocol				
Develop/implement communication protocol	Not commenced			
Goal of integrating CO and Division/Chapter activities				
Service Standards				
Service agreements	Concept supported Informal agreements			
Goal of clarifying Board, Committee, management roles				
Consistency with role statements				
Develop role statements	New Committee structure Bylaw 2 revised			
Goal of integrating CEnvP administration while maintaining independence of certification				
Implement programme of system integration				
Establish joint billing arrangement	Not commenced			
Develop joint marketing strategy	Not commenced			
Other	Consulting project			



We represent
the diversity of
the profession



INSTITUTE HIGHLIGHTS

OUR ANNUAL CONFERENCE

The EIANZ 2019 Annual Conference was a wonderful event, offering attendees engaging presentations on the theme 'Resilience & Innovation', and an opportunity to celebrate EIANZ and its members as well as reaching out to other environmental practitioners.

Day One opened with keynote speaker Simon Griffiths, an engineer and economist turned entrepreneur, with a presentation on the foundation and development of his social enterprise "Who Gives A Crap". This was followed by keynote speeches from The Lord Mayor of Adelaide Sandy Verschoor, Adjunct Professor Rob Fowler and Chlöe Swarbrick MP of the New Zealand Greens Party. Chlöe Swarbrick MP appeared via video link, in a demonstration of commitment to environmentally sustainable practices.

The Gala Dinner at the was held at majestic Mortlock Wing of the State Library, with explorer and environmental scientist Tim Jarvis AM as guest speaker. Tim offered a remarkable account of faithfully recreating Shackleton's 1916 Antarctica to South Georgia expedition, including making use of the same materials available at the time.

Day Two keynote speakers included SmartSat CEO Professor Andy Koronios, The Honourable David Speirs MP, and Reg Carruthers from the SA Department of Defence. The presentations from Reg Carruthers and Hon. David Speirs MP prompted lively discussion around governance and innovation.

The closing keynote presentation was delivered by Anton Andreatchio from Convergen, exploring and outlining advancements in VR technology.

Delegates also visited sites in and around Adelaide to witness innovative environmental management practices, including a tour of Port Adelaide and surrounds, a winery tour and a trip to Aerometrex.

Conference side events were hosted and included the popular Climate Change Forum held at Flinders University, and live streamed to remote participants. The Forum featured presentations from esteemed environmental professionals from around Australia and New Zealand.

The Student and Early Careers Congress also ran alongside the conference and included presentations from young researchers as well as some of Australia and New Zealand's leading environmental specialists.

"One of the best and well organised conferences I have attended in 15 years in the industry"

"The conference was an excellent experience and very professionally run... and relevant to my work"

"This was an outstanding conference overall"

"It was fantastic"

"Tim Jarvis was by far and away the best gala dinner speaker we have had in 30 years of conferences. He was just inspiring"



NATIONAL BIODIVERSITY OFFSETS CONFERENCE

The VIC Division, in collaboration with the ACT Division, hosted the popular National Biodiversity Offset Conference in Canberra in August 2019. With over 260 attendees, this technical conference gave delegates the opportunity to shape the future of biodiversity offsets in Australia by giving them a better understanding of offset policy, science, markets and

delivery, and enabling them to identify priority improvement actions. We were proud and excited about how well attended and successful this conference was. It was a catalyst for the popular EPBC Act webinar series that we went on to deliver in April 2020.



EPBC ACT WEBINAR SERIES

A major highlight this year was our Environmental Protection and Biodiversity Conservation Act 1999 six-part webinar series. With 461 participants this was a major achievement for Institute. In the lead up to the submission deadline for the Discussion Paper of the EPBC Act Review, the series was structured around the Papers areas of focus: Objectives and Scope; Regulatory Approaches and Authority; Review Focuses and Priority; Impact Assessment; Indigenous and Heritage; and Matters of National Environmental Significance. The series provided an opportunity for environmental practitioners to gain information relating to the review process and specific areas of focus. The series also presented a platform for environmental professionals with a wealth of knowledge and experience to comment on matters concerning the review process and lend their expertise through presentations and comprehensive Q&A sessions. The outcomes helped shape the Institute's submission to the EPBC Act Review's Discussion Paper.

“Excellent insights into the EPBC Act reform process from an insider”

EPBC ACT REVIEW

The Institute made a detailed submission to the Independent Review of the Australian Environmental Protection and Biodiversity Conservation Act 1999 Discussion Paper in April 2020. The submission represented the views of members - developed by a working group of highly qualified practitioners with extensive experience. Our submission was informed by an extensive member and public consultation process. This included a series of online interactive forums which provided environmental practitioners with the opportunity to discuss ideas and provide direct feedback on the review process. The responses addressed the questions outlined in the Review's Discussion Paper and the recommendations formed drew from case studies and expertise of highly qualified environmental practitioners. We were encouraged to see the majority of our recommendations reflected in the Review's Interim Report.

In response to the release of the Independent Review's Interim Report in July 2020, EIANZ released a statement calling for the development of National Environmental Standards and the establishment of an independent compliance and enforcement regulator. EIANZ looks forward to analysing and responding to the Review's Final Report due in October 2020.

“Well done on the submission. Very thoughtful, measured and well presented.”

“What an incredibly professional and detailed submission”

112

events run

69

professional
development events

36

networking events

7

mentoring events

4606

event attendees

25%

increase from
last year

2127

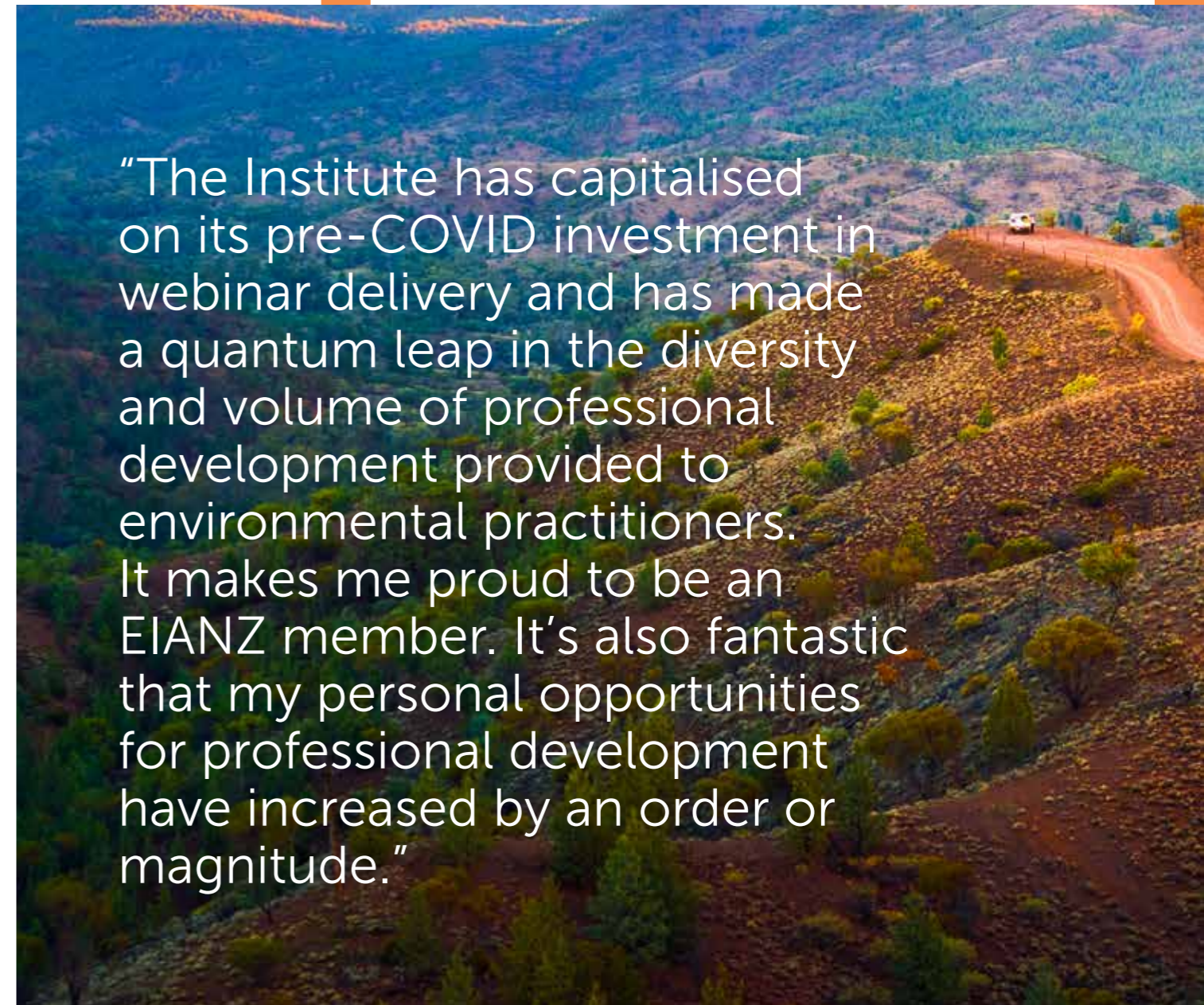
members attended
events

2479

non-members
attended events



"In my view EIANZ's response to COVID impacts has been nothing less than outstanding."



"The Institute has capitalised on its pre-COVID investment in webinar delivery and has made a quantum leap in the diversity and volume of professional development provided to environmental practitioners. It makes me proud to be an EIANZ member. It's also fantastic that my personal opportunities for professional development have increased by an order or magnitude."

MORE EFFECTIVE IMPACT ASSESSMENT: TOOLS FOR STRONGER ARGUMENT AND CLEARER WRITING

One of our most in-demand professional development events was delivered by our Impact Assessment Special Interest Section. The "More Effective Impact Assessment: Tools for stronger argument and clearer writing" workshop series was delivered across 11 locations in Australia and New Zealand. Hosted by Dr Glenn Brown, the workshops explored the concept of "Organised Reasoning", which helps organize your thinking and argument, as well as how to better write up the argument. The small group workshops provided opportunities for discussion with other practitioners to explore techniques and approaches. The success of this series led to further workshops including an advanced series, run online due to COVID impacts but, again, popular with wait lists for all sessions.

BRUCE PASCOE WEBINAR - RE-EXAMINING THE HISTORY OF ABORIGINAL LAND MANAGEMENT – WHY IS THIS IMPORTANT FOR ENVIRONMENTAL PROFESSIONALS

During Australia's Reconciliation Week, EIANZ hosted an in-demand webinar with critically acclaimed author Bruce Pascoe, of Yuin and Bunurong descent. Bruce gave first-hand accounts of working to reestablish Indigenous perennial grasses as well as his experiences on country. The webinar was informative, emotive and interactive, with 366 people attending, 67% of which were non-members. We were delighted that Bruce's presentation attracted new people to the Institute as well as providing our members with a compelling personal account of Indigenous land management principles and practices.



"Please thank Bruce very much on behalf of the participants, and thanks for organising it. It was excellent."



MENTORING

Mentoring continued to be an important part of our professional development offering. Supporting and guiding early career practitioners has always been an important priority for EIANZ. This year across Australia and New Zealand mentoring activities were well delivered and popular. Not even COVID restrictions got in the way, with Chapters and Divisions rolling out online events. The mentoring program has been further standardised across the Institute and a major revision flagged next year, largely due to the efforts of our Student and Early Careers Committee.

The New Zealand Chapter had a focus on mentoring, largely due to the efforts of the local student and early careers group who successfully hosted four events and began its mentoring program. It now has 16 established pairs.

In Victoria, student and early career professionals were especially supported through engaging networking events, a Career Insights Panel Event which was held in

collaboration Australian Contaminated Land Consultants Association, and by continuing to deliver the Divisions mentoring program - now into its fifth year.

The NSW Division has a dedicated Students and Early Careers Committee who have successfully delivered its mentoring virtually - pairing several matches and with a waitlist for next year's program. The sub-committee for the SECC has also expanded, including the recruitment of two student engagement officers, currently studying at Macquarie University and UNSW, to help promote directly to students.

The SA Division also moved online, successfully launching its virtual mentoring program.

The SEQ Division continued its strong history of effective mentoring with 17 paired mentors and mentees.

In Western Australia, the Division's mentoring program ran between March and October 2019 with seven mentoring pairs.

COMMUNICATION AND ENGAGEMENT

This year, an important focus was improving how we communicate and engage with members, the profession, government and the community. Enhanced and more targeted social media was a key aspect and over the course of the year we substantially built our presence across all social media platforms. Engagement in our social media activity increased significantly, contributing to increased awareness of the Institute and increased connection. Member engagement through our weekly newsletter Institute Insider continued to provide regular and timely updates on environmental news and events in Australia, New Zealand and the world. It remains popular with an impressive open rate of between 48-60%. Focussed and curated emails and statements on topics and issues important to our members and our community became more regular and open rates continued to grow. Our website attracted both new and returning visitors and we were pleased to see a substantial increase in visits overall.



LINKED IN



FOLLOWERS	POSTS	ENGAGEMENT
Last Year 7.6K	Last year 20	Last year 598
This Year 13K	This year 118	This year 2.6K

71% increase 490% increase 335% increase

TWITTER



FOLLOWERS	CLICKS	TWEETS
Last year 1.2K	Last year 81	Last year 26
This year 1.3K	This year 1.1K	This year 112

8.3% increase 938% increase 61% increase

FACEBOOK



FOLLOWERS	CLICKS	ENGAGEMENT
Last year 1.8K	Last year 119	Last year 410
This year 2.1K	This year 1.3K	This year 1.4K

16.7% increase 553% increase 241% increase

INSTAGRAM



FOLLOWERS	POSTS
Last year 206	Last year 26
This year 299	This year 53

45% increase 103% increase

EIANZ WEBSITE



SITE VISITS	NEW VISITORS	RETURNING VISITORS	PAGE VIEWS
Last year 68.5K	Last year 43.5K	Last year 23K	Last year 204.8K
This year 114.3K	This year 73.8K	This year 40.5K	This year 350K

66% increase 70% increase 62% increase 71% increase

AROUND THE INSTITUTE

CHAPTER AND DIVISIONS

In New South Wales, the Division extended to Wagga Wagga with an enthusiastic and growing regional presence. A big thank you to David McMahon and Jessica Berry for making this happen. The Division continued to provide feedback to the Department of Planning, Industry and Environment on the proposed draft guidelines as part of the Environmental Impact Improvement Project. Division President Rachel O'Hara and committee member Fiona Gainsford made several submissions and representations and attended many stakeholder engagement meetings on the guidelines.

A review of NSW Division's professional development needs was undertaken in early 2020, with the top 5 areas of PD identified as environmental impact assessment/planning, natural resource management, sustainability and supply chains, personal development, and contaminated land/remediation. Review responses will help us deliver events and activities that are valued by our members and the profession, including training programs and policy responses.

The ACT Division established a Women in Environment Network, particularly with the aim of connecting practitioners and exploring ways to help break down barriers faced by women in environmental roles. Fortunately, they were able to hold a face-to-face meetup before COVID restrictions came into force and there is much enthusiasm to continue with future events and activities to connect and support women working in the profession.

The New Zealand Chapter continued with its strong policy focus, making important and comprehensive submissions including on the National Policy Statement on Indigenous Biodiversity, with Chapter Vice President Dr Mark Bellingham saying "Of particular interest to EIANZ was the need for the NPS to formally recognise Accredited Ecologists, such as those certified by the Institute's Certified Environmental Practitioner Scheme". The Chapter also made submissions on the National Policy Statement on Highly Productive Land, the National Policy Statement for Freshwater Management 2020 and the National Environment Standards for Freshwater 2020. It was encouraging to see that most of the freshwater matters the Chapter supported or sought changes to were accepted.

In November, the Chapter said a big farewell and thank you to Di Buchan for her outstanding and significant contribution. Di has had a huge impact since joining the Institute in 2007, at both Institute and New Zealand Chapter levels.

The NT Division was also active in the policy submission space this year, meeting with the NT Government's environmental policy regulatory reform team to discuss draft regulations as well as being invited to review and attend a workshop to discuss the NT's Environmental Offsets Policy. The Division submitted advice to the Chief Minister, as well as a public response to the Territory Economic Reconstruction Committee supporting the Environmental Services Sector, outlining a business case for support. It also lobbied the NT EPA regarding the need for accreditation of environmental practitioners under the new Environment Protection Act.

The FNQ Division continued to build relationships with Northern Queensland universities, including James Cook University and Central Queensland University. The Division worked to establish relationships in large regional centres such as Cairns, Townsville, Rockhampton and Gladstone. They also ran a successful network event to encourage participation and to support environmental practitioners in Far North Queensland.

Following the success of the Annual Conference in Adelaide in November 2019, the SA Division kicked off the new year with a "Welcome to 2020" held in late January, including a presentation from Chris Alderton from Green Edge Environmental about the environmental initiatives in the vineyard and wine making process. Membership is on the rise in the SA Division, going from 79 members from July last year up to 100 at the end of the reporting period. In June, The SA EIANZ Award was awarded to Patricia Slattery for receiving the highest grade in the topic Issues in Environmental Management at the Flinders University College of Science and Engineering.

The SEQ Division has been active in delivering services to the environment profession, with its mentoring program for students and early career environmental practitioners continuing to be popular. It also successfully ran professional development events including two series of sold out workshops on plant identification. Overall, there were 524 attendees recorded at 18 SEQ events, 17 paired mentors and mentees, and a collaborative event with the Ecological Society of Australia. The Division was active in the policy sector, with a submission to the draft North Queensland Regional Use Plan and members contributing to the Institute-Wide EPBC Act Review. This year the Division farewellled Danielle Bolton who provided secretariat support for over 18 years. We thank her for her contribution and commitment. The SEQ Division maintains a strong level of membership with a total of 528 members.

The TAS Division has been active in the policy space, with a submission to the Draft Waste Regulations. They have also held a successful forum for members and non-members, the Tamar Rivers Futures Forum, which was held in collaboration with the City of Launceston and Tamar Estuaries and ESK Rivers.

The TAS Division also organised the successful webinar "The Circular Economy" with Coreo which attracted 165 participants and directed a lot of good feedback and enquiries to the Tasmanian Division. The TAS Student and Early Careers Committee was relaunched in a collaborative event with the VIC Division and the Planning Institute of Australia, which was well attended, providing a good opportunity for networking. The TAS Division has been increasingly active this year has seen a growth in membership in response.

The VIC Division delivered a range of professional development and networking opportunities, hosting over 15 events including Student and Early Careers Committee events, collaborative events with professional organisations and the hugely successful Biodiversity Offsets Conference which was held in collaboration with the ACT Division. The VIC Division also kept communications open with its members by continuing to deliver its monthly bulletin "Enviro-List Victoria", highlighting environmentally related professional development activities, environmental policy and regulatory submissions and other industry news to members".

The WA Division has been highly active in policy and advocacy, submitting seven detailed submissions this year, along with member contributions to the EPBC Act. Events in the WA Division continued to grow in popularity with increased attendance, including a large turnout to the mine closure standards event. The WA Student and Early Careers Committee held meetings with senior staff members from the five universities to promote EIANZ, investigate how the Institute can better support universities in their provision and development of courses and to request help identifying possible student representatives, and organised a series of successful events.



ACT Women in Environment Network

“to see EIANZ take leadership has been appreciated”

SPECIAL INTEREST SECTIONS

The Institute has five Special Interest Sections:
Climate Change, Ecology, Heritage, Impact Assessment and Site Contamination

Special Interest Sections are Institute-wide groups that bring together members with a shared area of interest. SISs are open to all members and work towards improving environmental practice through information sharing, development of guidance documents and other tools, seminars, workshops and activities. This was a productive year for our SISs, with most delivering high quality and popular events as well as producing statements on topical issues.

This year, the Ecology SIS Management Committee expanded and now has 11 members who all actively contribute to advancing the professional standing and recognition of ecology practitioners through the CEnvP Scheme and to developing and promoting knowledge about this specialised area of environmental practice. This year, the Ecology SIS convened the following one-day forums which featured a series of special presentations about an innovative technology and best practice approaches to the following topics: “Using acoustic technologies to better manage aquatic ecosystems”, which was held in Queensland, “Using eDNA for wildlife detection”, held in NSW, and most recently “Using dogs to help with wildlife conservation”, held in Victoria.

The Climate Change SIS held a successful event as a side-event for the Annual Conference, the Climate Change Forum.

The Heritage SIS saw a changeover in Chair, we would like to take this opportunity to farewell Richard Sharp as the chair and thank him for his service to the SIS. The Institute welcomes Dr Shaun Canning as the new Chair for the SIS. During the reporting period, the CEnvP Heritage certification has been fully established. Importantly this year, the Heritage SIS lead the development of a statement acknowledging the widespread concern voiced by heritage professionals, Aboriginal People and the wider community over the destruction by Rio Tinto of the 46,000 year old Juukan Gorge rockshelters in the Puutu Kunti Kurrama and Pinikura lands in the Pilbara region of Western Australia.

The Impact Assessment SIS has been very active this year and has completed a series of 14 workshops on organised reasoning and structured writing across 11 cities in Australia and New Zealand with Professor Glenn Brown. The SIS also assisted the SA division with organising several impact assessment sessions at the 2019 EIANZ Conference.

The Social Impact Assessment and Strategic Environmental Assessment Working Groups have also transitioned into “communities of practice”. A community of practice provides a good way for practitioners to share information and learn from each other and this reflects how these groups have developed. Both communities of practice have held a number of workshops, facilitated sessions and made comprehensive submissions to the review of the EPBC Act Review.

STUDENT AND EARLY CAREERS COMMITTEE

The Student and Early Careers Committee has had another successful and focussed year. The committee developed a strategic plan 2020-22 to guide efforts and enthusiasm and expanded its membership so it is represented across the Institute. It held a successful Student and Early Careers Congress in November as a companion to the Annual Conference targeted at emerging leaders and bright minds in the environment industry. It featured presentations from state and local government, industry, consultants and emerging professionals who shared their experiences and gave advice on how to succeed.

CERTIFIED ENVIRONMENTAL PRACTITIONER SCHEME

The Certified Environmental Practitioner Scheme grew by an impressive 10% this year. At 30 June, there were 925 CEnvPs including 603 General, 255 Site Contamination (SC) and SC Auditors, 32 Ecology, 31 Impact Assessment and 4 Climate Change specialists. Thirty eight percent of CEnvPs were EIANZ members.

This year saw several changes at CEnvP, some were planned and others in response to COVID impacts. Improvements included introduction of video application interviews and digital certificates. Fees were frozen for 2020-21 financial year and Continuing Professional Development requirements changed - extending the 2-year period to 3 years - in recognition of the uncertainty surrounding the pandemic. Throughout the year engagement with CEnvPs increased through more regular posts on LinkedIn. We were pleased to see the results of a survey of certified practitioners that showed strong intent to retain certification for another five years, growth in demand for CEnvPs in their workplace and industry-sector, and a strong motivation to be certified as a means of raising professional standards.

This year CEnvP has continued to build its networks, including the sector specific experts on our Specialist Environmental Advisory Committees. With the support of CEnvP Board and SEAC Chairs, esteemed industry personnel are volunteering their time to help build the standing of the program by helping to define and promote strategic direction for speciality areas and improve application processes in impact assessment, land rehabilitation and site contamination.

The Scheme will soon launch its Geomorphology specialisation and reconfigure its Landscape rehabilitation specialisation. We are looking forward to a new network of suitably qualified and skilled practitioners to grow the scheme and broaden the awareness of the Institute's certification program.

The Scheme would not continue to flourish without the very generous contribution of volunteers which includes the CEnvP Board, SEAC members, registrars, and interview panelists. We thank every volunteer for their time and support this past year, with special thanks to the CEnvP Board for their support during a less than ordinary 2020. The Program Office, managed by Paul Corrigan, together with Elena Sanfilippo and Anita Rynkanen have worked hard across the year to run the Scheme and support its growth.

QUALIFICATIONS ACCREDITATION SCHEME

The Qualifications Accreditation Scheme continues to be an important part of the Institute's offer. This year COVID had a direct impact on the QAS as universities that were in discussions about potential accreditation, notably RMIT University and the University of Otago, had to re-focus to meet the new challenges they faced. The Scheme is hopeful that once pandemic impacts ease the QAS Board will be able to recommence, what have so far been positive discussions.

The membership of the QAS Board remains the same and has continued to foster its relationship with Australian Council of Deans and Directors of Environmental Studies.

AUSTRALASIAN JOURNAL OF ENVIRONMENTAL MANAGEMENT

The Australasian Journal of Environmental Management (AJEM) was established by EIANZ to provide access to reliably researched information to inform the environmental management profession in Australia and New Zealand. It also has a growing international readership. It publishes peer reviewed articles covering a broad spectrum of subjects, from the physical to social and economic areas, relevant to environmental policy and environmental management. It is both a service to the public in Australia and New Zealand, and a benefit to members. It is published in partnership with Taylor and Francis, and is celebrating its 27th year of publication in 2020. It is also the 16th year of the current editors term, a very long period of continuity for most journals.

In the previous financial year the AJEM achieved an 'impact factor' of 1.196 for 2019 in the Thomson Reuters (ISI Web of Knowledge) listing, very slightly below the 1.2 of the previous year. The impact factor is an indicator of the journal's influence. Movement in the impact factor over time is normal, and reflects both changes in the number of citations received and fluctuations in the journal's output over time.

In the reporting period the journal received 166 full article manuscripts and short reports (138 original, 28 revised), as well as book reviews and editorials. It published 25 articles, including a special issue on Indigenous Water Management, four book reviews and four editorials. The Eric Anderson prize for the best article published in the reporting period was awarded to Sumit Lodhia, Nigel Martin & John Rice (2018) One Stop Shopping as a regime: a crowdsourced analysis of integrated environmental approval policy, Australasian Journal of Environmental Management, Vol. 25, No 4, pp 420-438.

The journal represents an enormous voluntary effort to produce to high professional standards. Particular thanks are due to the editors and EIANZ members, Prof. Helen Ross FEIANZ and Prof. RW (Bill) Carter MEIANZ, and their associate editors (Associate Professor Dr Claudia Baldwin MEIANZ, Dr Jasmyn Lynch MEIANZ, Dr Melissa Nursey-Bray and Dr Thilak Mallawaarchchi, with Dr Ian Boothroyd FEIANZ and Emeritus Professor Stephen Dovers MEIANZ), assistant Dr Natalie Jones MEIANZ, the editorial advisory board, and the four members of the annual prize judging panel, Bec McIntyre MEIANZ, Claire Freeman and Paul Eagles.



We strive
to be credible,
respected
and valued

CELEBRATING OUR MEMBERS

EIANZ MERIT AWARD WINNERS

Every year the Institute recognises members and practitioners who have made an outstanding contribution to the Institute and the environment profession by awarding Merit Awards. These Awards have been presented annually since 2007. Four awards are named after Honorary Life Members of the Institute: Simon Molesworth, Mary Lou Morris, Tor Hundloe and Eric Anderson. This year we are pleased to recognise and congratulate the following award recipients.

SIMON MOLESWORTH AWARD

LACHLAN WILKINSON FEIANZ CENVP IA

The Simon Molesworth Award is the highest award bestowed by the Institute recognising outstanding service to the Institute at an institute level. Lachie is a long-standing member of EIANZ who has made many and varied outstanding contributions to the Institute. He has been a member since 1992 and a Fellow since 2010. He has chaired the Institute's Special Interest Section on Impact Assessment for the last 12 years and had senior roles in the ACT, SA and Victorian Divisions. However, 2018-2019 was a particularly significant year for Lachie. As the Chair of the SIS on Impact Assessment he was a member of the Advisory Council. He was Vice-President of the Victorian Division and a member of the EIANZ Merit Awards Committee. In addition to these activities, his most notable contribution was as Conference Chair for the IAIA19 Conference held in Brisbane.



MARY-LOU MORRIS AWARD

DUGAL MCFARLANE MEIANZ CEVNP

The Mary-lou Morris Award recognises a member of the Institute who has provided outstanding service to the Institute at a Divisional, Chapter or Special Interest Section level. Dugal McFarlane has been a stalwart of the ACT Division and has given dedicated service to the Institute for over a decade. Having held virtually every role at the Divisional level, he has achieved substantial outcomes particularly in the roles of President, Vice-President and Councillor. His contributions have been broad, from governance to events. Not being content with his achievements to date, in 2019 Dugal took on an important role to deliver the National Biodiversity Offsets Conference, which was an outstanding success for the Division and the Institute.



TOR HUNDLOE AWARD

JACK ANNEAR MEIANZ

The Tor Hundloe Award recognises outstanding contributions to the environment profession by a young professional. Since joining the Students and Early Careers Committee (SECC), Jack Annear has been a dedicated and enthusiastic committee member, while also making a very strong contribution to the SECC ensuring it delivers benefits to all early career practitioners. Jack has gone above and beyond his normal duties as an SECC representative by demonstrating leadership, passion for the development of student and early career members, and using his technical skills to introduce novel ways for the Institute to improve its position as a leader in the environment sector.



ERIC ANDERSON AWARD

SUMIT LODHIA, NIGEL MARTIN AND JOHN RICE

This Eric Anderson Award is for the best article published in the Australasian Journal of Environmental Management during the year. Sumit Lodhia, Nigel Martin and John Rice won the award for their article "One Stop Shopping as a regime: a crowdsourced analysis of integrated environmental approval policy" published in Vol. 25, No 4, pp 420-438.

We value excellence by establishing and encouraging high standards of science, policy and practice



NEW FELLOWS

The status of Fellow is recognition of the leading role that a member has played in the environment profession. It is a well-deserved acknowledgement of their professional standing and commitment to ethical practice over an extended period. This year we were delighted to induct 15 new Fellows. We congratulate these worthy recipients and thank them for their contributions and dedication to the profession and the Institute:

Matthew Baird
FEIANZ CEnvP

Belinda Bastow
FEIANZ

Ian Boothroyd
FEIANZ CEnvP - Ecology

Patrice Brown
FEIANZ CEnvP

Carolyn Cameron
FEIANZ

Carol Conacher
FEIANZ CEnvP - Ecology

Pat Dale
FEIANZ

Diane Dowdell
FEIANZ

David Francis
FEIANZ CEnvP

Scott Hanna
FEIANZ CEnvP - Impact Assessment

Paulette Jones
FEIANZ CEnvP

Paul Keighley
FEIANZ

Bruce Kennedy
FEIANZ

Nick Thomas
FEIANZ

Mark Williamson
FEIANZ



RECOGNISING OUR LIFE MEMBERS AND FELLOWS

We thank all our Life Members and Fellows for their outstanding contributions to the profession and their ongoing commitment to the Institute.

Honorary Life Members

Eric Anderson
Alan Chenoweth
Bill Haylock
Tor Hundloe
Simon Molesworth AO QC
Mary Lou Morris
Nigel Murphy

Honorary Fellows

Barry Carbon
Brian Preston
Ian Spellerberg
Lisa Corbyn
Morgan Williams
Penelope Wensley
Peter Skelton

Fellows

Ian Ackland
Matthew Baird
Belinda Bastow
Tom Beer
Robert Beeton
David Bell
Terry Bellair
Lee Benson
Ian Boothroyd
Howard Briggs
Graham Brown

Patrice Brown
Dianne Buchan
Carolyn Cameron
David Carberry
Simon Cavendish
Michael Chilcott
Carol Conacher
Maxine Cooper
Cathy Crawley
Pat Dale
Diane Dowdell
Frank Downing
David Francis
Fiona Gainsford
Bill Gardyne
Robert Gell
Warwick Giblin
Nicholas Graham-Higgs

R. Scott Hanna
Ronnie Harding
Rolfe Hartley
Zena Helman
David Hogg
Richard Hoy
Bryan Jenkins
Stephen Jenkins
David O Johnson
Paulette Jones
Paul Keighley
Graeme Kelleher

Bruce Kennedy
Desiree Lammerts
Hugh Lavery
Suzanne Little
Andrew (John) Lothian
Neil Marshman
Charles Meredith
Philip Millin
Anita Mitchell
Peter Nadebaum
Mark O'Brien
John R Ottaway
Barbra Radcliffe
Judith Roper-Lindsay
Helen Ross
Fabian Sack
Randall Scott
Richard Sharp
Adam Smith
David Stokes
Nick Thomas
John Thorogood
Geoffrey Wescott
Steve Wilke
Lachlan Wilkinson
Michael Williams
Mark Williamson
Jon Womersley
Faye Woodward







SUBMISSIONS AND REPRESENTATIONS

The Institute made numerous submissions and representations across the year, including:

INSTITUTE	<ul style="list-style-type: none"> • Submission to the Environmental Protection and Biodiversity Conservation Act 1991 Review Discussion Paper • Released a statement on EIANZ's response to bushfires, droughts and floods • EIANZ Board and Heritage Special Interest Section released a statement on Indigenous heritage • EIANZ Board released a statement on COVID-19 and environmental management • EIANZ Board released a Statement of Objectives for Indigenous Engagement
ACT	<ul style="list-style-type: none"> • Released a statement in relation to the 2020 ACT election
IMPACT ASSESSMENT SIS	<ul style="list-style-type: none"> • Both communities of practice made comprehensive submissions to the review of the Environment Protection and Biodiversity Conservation Act. Both submissions were included as appendices to the EIANZ submission.
NSW	<ul style="list-style-type: none"> • Made submissions and representations to the Department of Planning, Industry and Environment on the proposed draft guidelines as part of the Environmental Impact Improvement Project.
NT	<p>In the last year NT Division aimed at ensuring that the environmental services sector was considered in government/COVID 19 planning including:</p> <ul style="list-style-type: none"> • Sent a letter to the NT Chief Minister regarding the importance of the environmental services sector (ESS) and how it can supported during and after COVID 19 • Made a submission to the Territory Economic Reconstruction Commission again making the case for the ESS'importance <p>We made numerous submissions regarding the new Environmental Protection Act 2019 and associated guidance notes, including:</p> <ul style="list-style-type: none"> o Environmental impact assessment and environmental approval in the Northern Territory o Overview of the Northern Territory's environmental impact assessment and approval system o Referring a proposed action to the NT EPA o Environmental Protection Act 2019 o Guidance notes on referral of actions and objectives and factors o NT EPA Environmental factors and objectives <ul style="list-style-type: none"> • Lobbied the NT EPA to enact a part of the NT's Environment Protection Act 2019 relating to a certification process • Submitted a review of the proposed NT Offsets Policy
NZ	<ul style="list-style-type: none"> • Submission on Proposed National Policy Statement for Indigenous Biodiversity 2019 • Submission on Resource Management Act Review • Submission on the National Policy Statement on Highly Productive Land, • Submission on the National Policy Statement for Freshwater Management 2020 • Submission on the National Environment Standards for Freshwater 2020.
SEQ	<ul style="list-style-type: none"> • Submission on the draft North Queensland Regional Land Use Plan
TAS	<ul style="list-style-type: none"> • Submission on Draft Waste Management Regulations 2019
WA	<ul style="list-style-type: none"> • EIANZ WA Climate Change issue paper submission • Submission on Proposed Amendments to the Environmental Protection Act 1986 • Submission on Native Vegetation in Western Australia Issues Paper • Submission on DWER draft Compliance and Enforcement Policy (Draft Policy) • Submission on Draft EPA Technical Guidance on Minimising Greenhouse Gas Emissions • COVID-19 Position Paper issued

OUR GOVERNANCE

We are accountable and share a commitment to ethical professional practice

INSTITUTE BOARD

President

Bryan Jenkins FEIANZ

Vice President (Australia)

Vicki Brady, MEIANZ CEnvP

Vice President (New Zealand)

Di Buchan FEIANZ CEnvP Alumni (until Nov 2109)
Isobel Oldfield MEIANZ CEnvP (from Nov 2019)

Secretary

Paul Keighley FEIANZ (until Nov 2019)
Mark Breitfuss MEIANZ CEnvP (from Nov 2019)

Treasurer

Elizabeth Stark MEIANZ

Board member

David Johnston FEIANZ (until Nov 2019)
Alan Chenoweth FEIANZ CEnvP (from Nov 2019)

Board member

Mark Breitfuss MEIANZ CEnvP (until Nov 2019)
Dan Lim MEIANZ (from Nov 2019)

ADVISORY COUNCIL

Chair

Western Australian
Belinda Bastow FEIANZ

Tasmania

Joanne Cox MEIANZ

Victoria

Martin Juniper MEIANZ CEnvP

Australian Capital Territory

Carolyn Cameron FEIANZ (until Nov 2019)
Paul Keighley FEIANZ (from Nov 2019)

New South Wales

Rachel O'Hara MEIANZ CEnvP

South East Queensland

Graeme Milligan MEIANZ

Far North Queensland

Nicholas Baker MEIANZ

Northern Territory

Jeff Richardson MEIANZ

South Australia

Nathan Zeman MEIANZ

New Zealand

Kevin Tearney MEIANZ

Impact Assessment Special Interest Section

Lachlan Wilkinson FEIANZ CEnvP IA

Ecology Special Interest Section

Richard Sharp FEIANZ CEnvP

Heritage Special Interest Section

Shaun Canning MEIANZ

Climate Change Special Interest Section

Tor Hundloe FEIANZ

Site Contamination Special Interest Section

Vacant

CERTIFICATION BOARD

Chair

Alexandra Blood MEIANZ CEnvP IA

Board Member

Jenny Brereton MEIANZ CEnvP

Board Member

Stephanie Brown MEIANZ CEnvP

Board Member

Simon Cavendish FEIANZ CEnvP

Board Member

Joanne Flint MEIANZ CEnvP

Board Member

Mike Nash CEnvP SC (Auditor)

Board Member

Warren Pump MEIANZ CEnvP SC (Auditor)

QUALIFICATIONS ACCREDITATION SCHEME BOARD

Chair

Mr Jon Womersley FEIANZ CEnvP

Board member

Assoc Prof Patricia (Trish) Fanning MEIANZ

Board member

Prof Chris Frid MEIANZ

Board member

Emeritus Prof Tor Hundloe FEIANZ AM

Board member

Dr Halina Kobryn MEIANZ

Board member

Prof Sarah McLaren

Board member

Prof Helen Ross FEIANZ

OUR MEMBERS AND CERTIFIED PRACTITIONERS

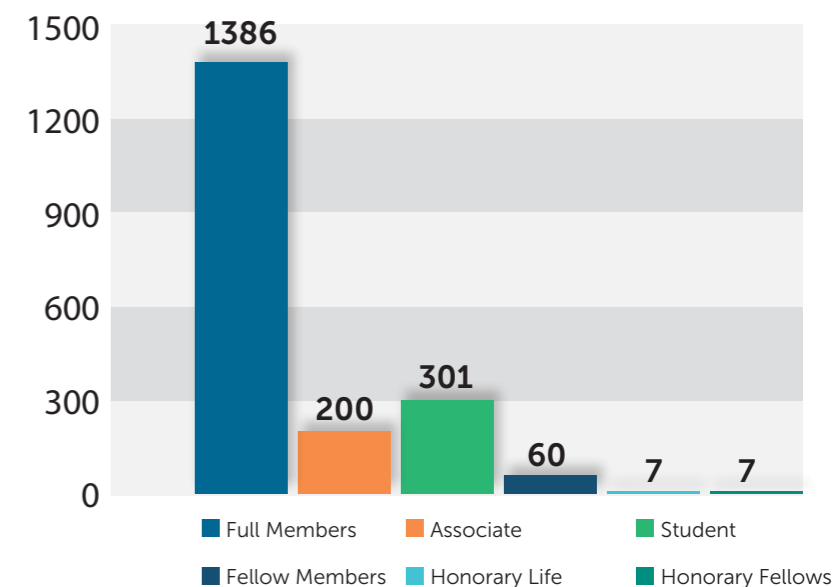
MEMBERSHIP

1961

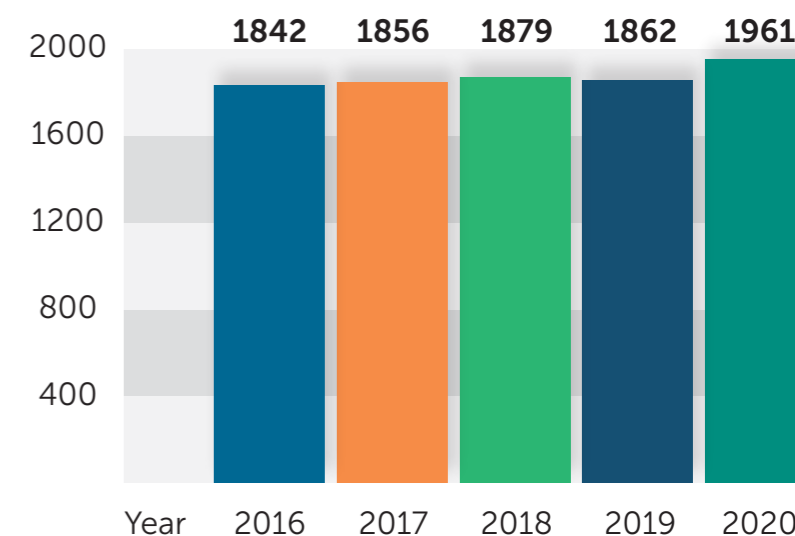
TOTAL NUMBER OF EIANZ
 MEMBERS AT 30 JUNE 2020

5.6% INCREASE

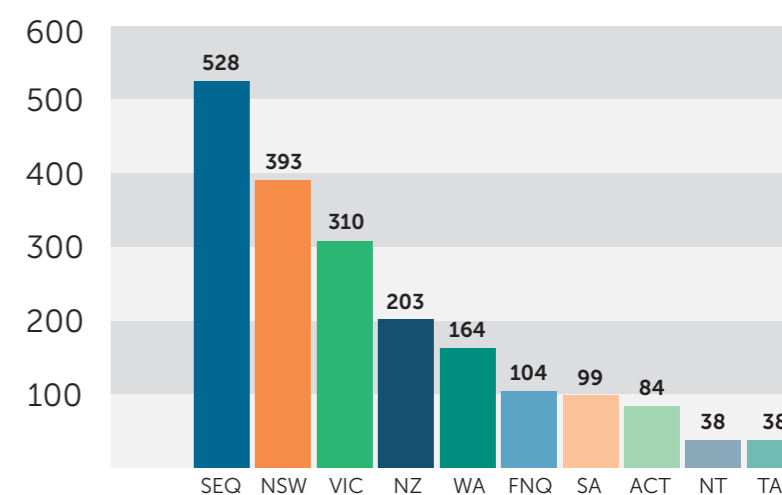
MEMBERS BY CATEGORY



MEMBERSHIP OVER TIME



MEMBERS BY LOCATION



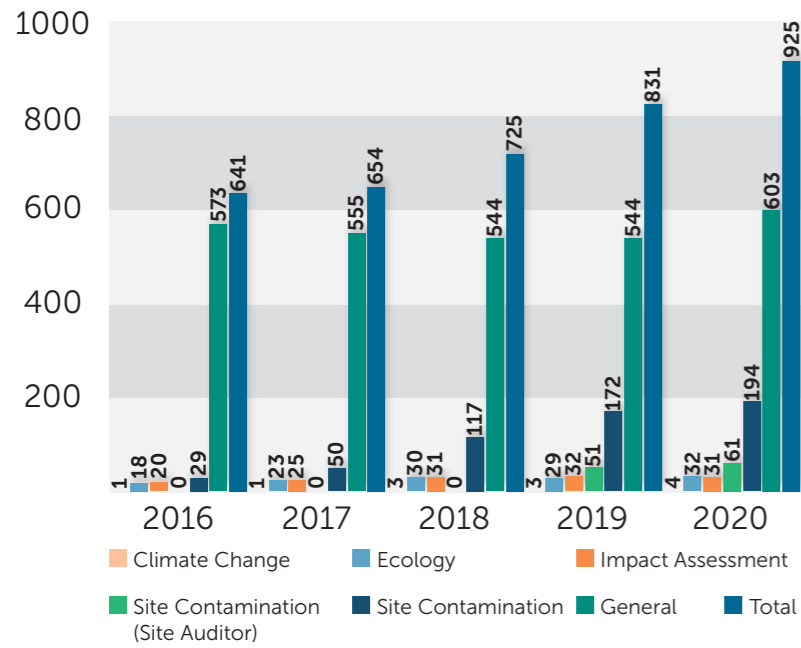
CERTIFIED PRACTITIONERS

925

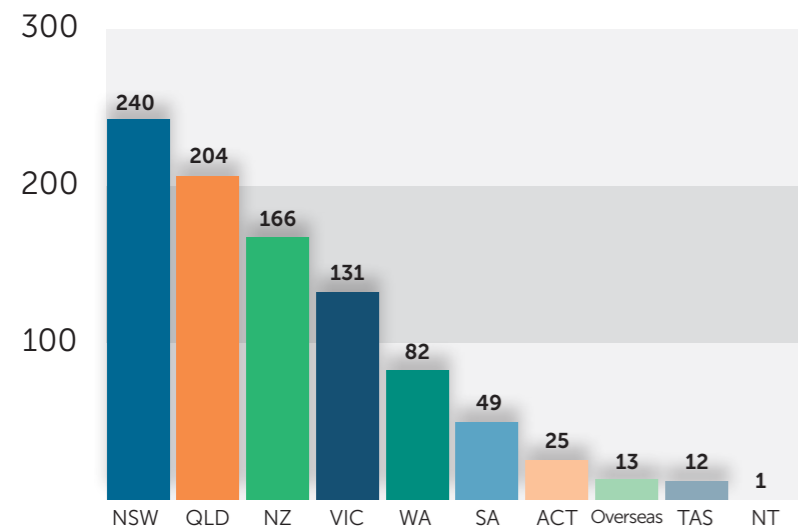
TOTAL NUMBER OF CEnvPs
AT 30 JUNE 2020

11.3% INCREASE

CENVPS BY CATEGORY OVER TIME



CENVPS BY LOCATION



We engage in our profession and advocate constructively for evidence-based environmental management



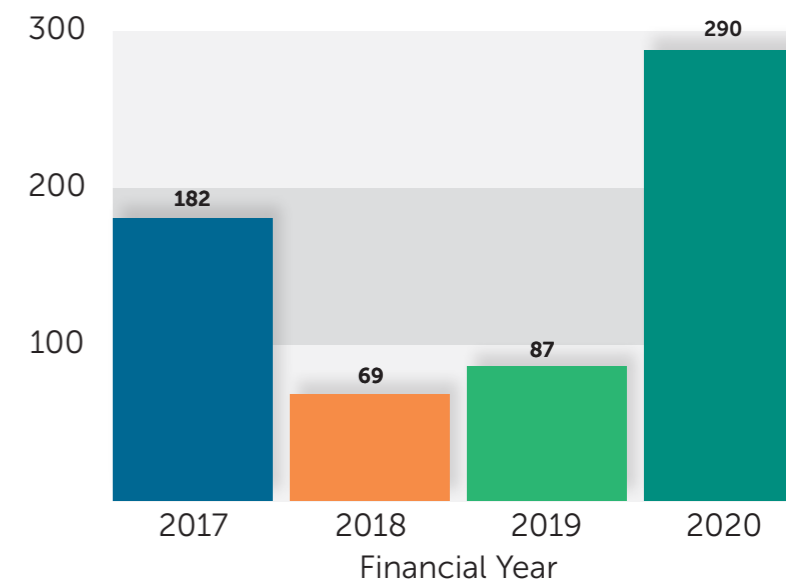
FINANCIAL SUSTAINABILITY

At 30 June 2020, the Institute held \$1.18M in members equity, an increase of 35.5% from the year before. This is a robust position, enabling us to continue to deliver new programs and events and invest in staff to increase our capacity to deliver direct member value.

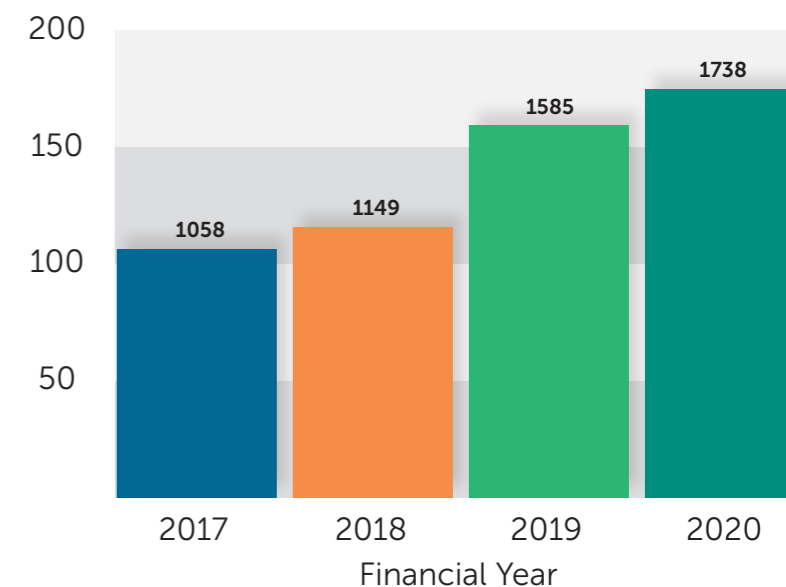
The diversity and scale of our events, both face-to-face and virtual, showed our capability to deliver quality professional events, using a risk- and revenue-sharing approach between Divisions, SISs and Central Office resources.

This placed us in a resilient position when the uncertainty of the COVID crisis hit in early 2020. Our staff took rapid steps to access government support and whilst supporting volunteers to transition to running online events. This allowed the EIANZ to maintain income and continue to provide value to members and the industry alike. Spending decisions (e.g. employing a new professional development officer) were delayed to further protect our members' and practitioners' asset base.

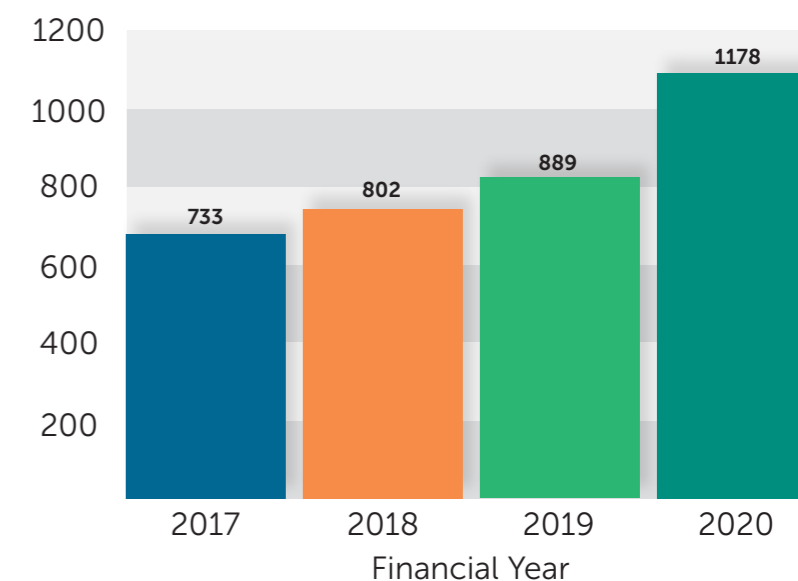
SURPLUS (\$000's)



TOTAL ASSETS (\$000's)



MEMBERS EQUITY (\$000's)





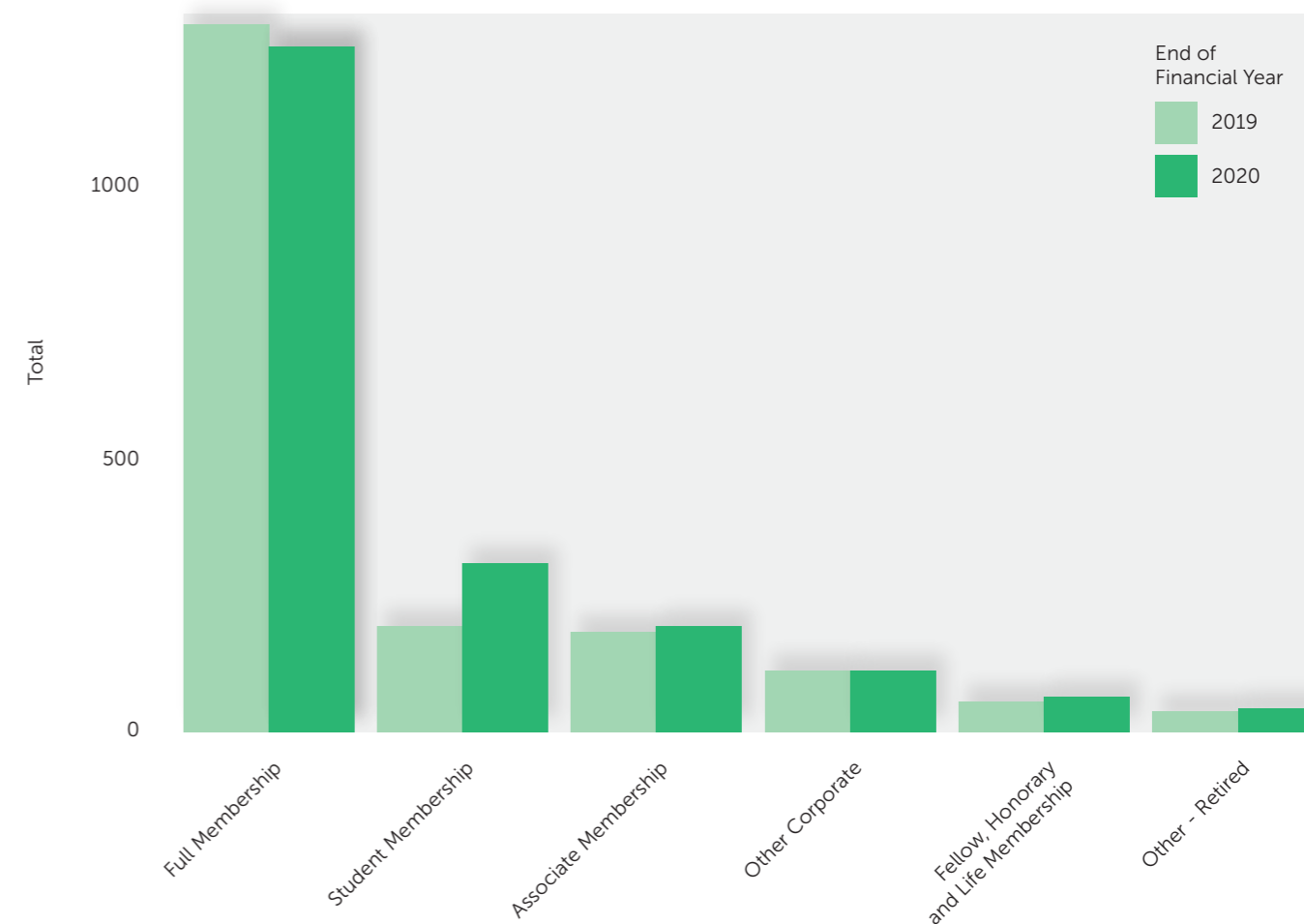
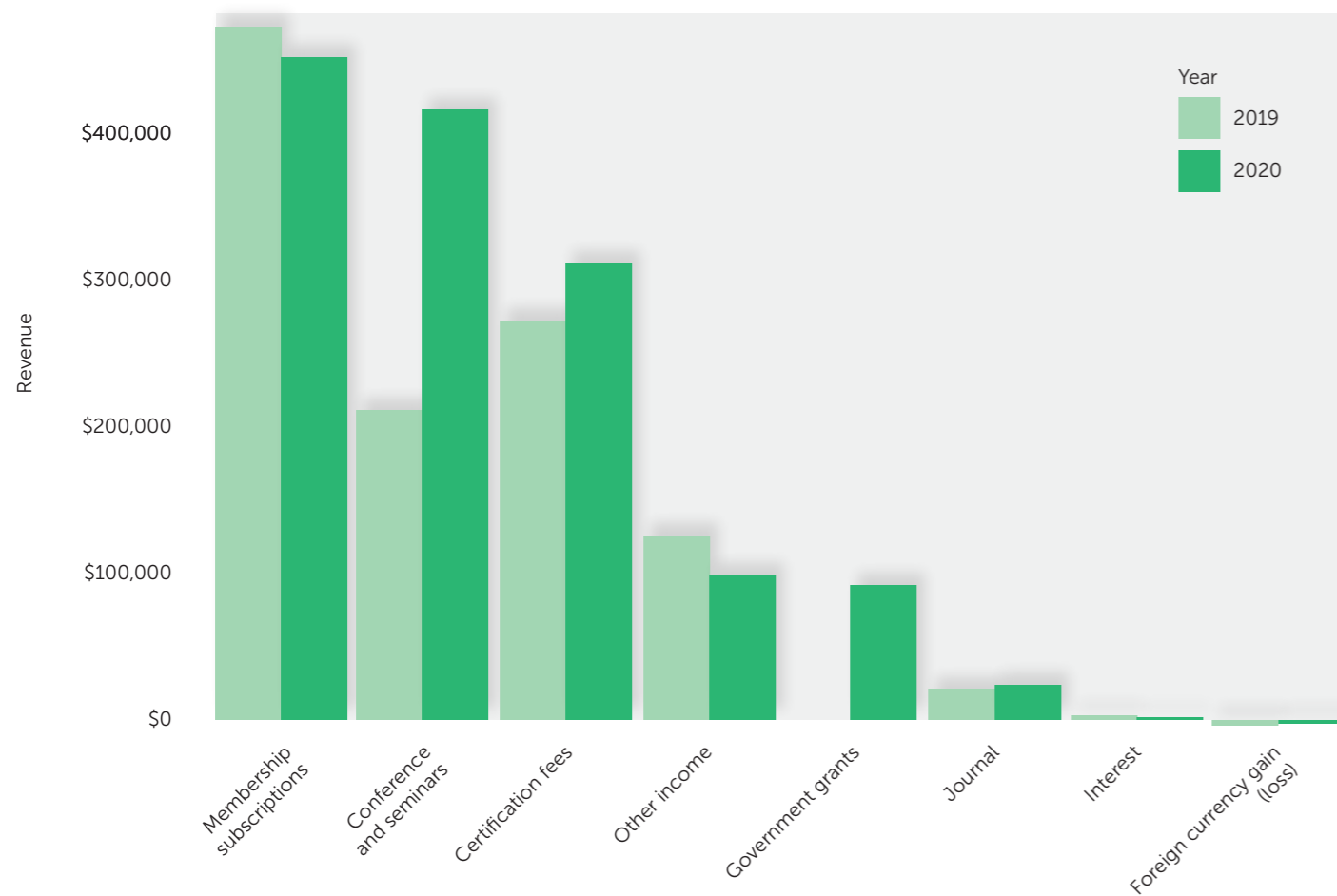
INCOME

In 2019-20, and historically, EIANZ derives income through three major streams - membership, certification, and events.

Certification fee revenue continued to grow this year. Membership revenue declined slightly despite an overall increase in members from 1862 last year to 1961 at 30 June, 2020.

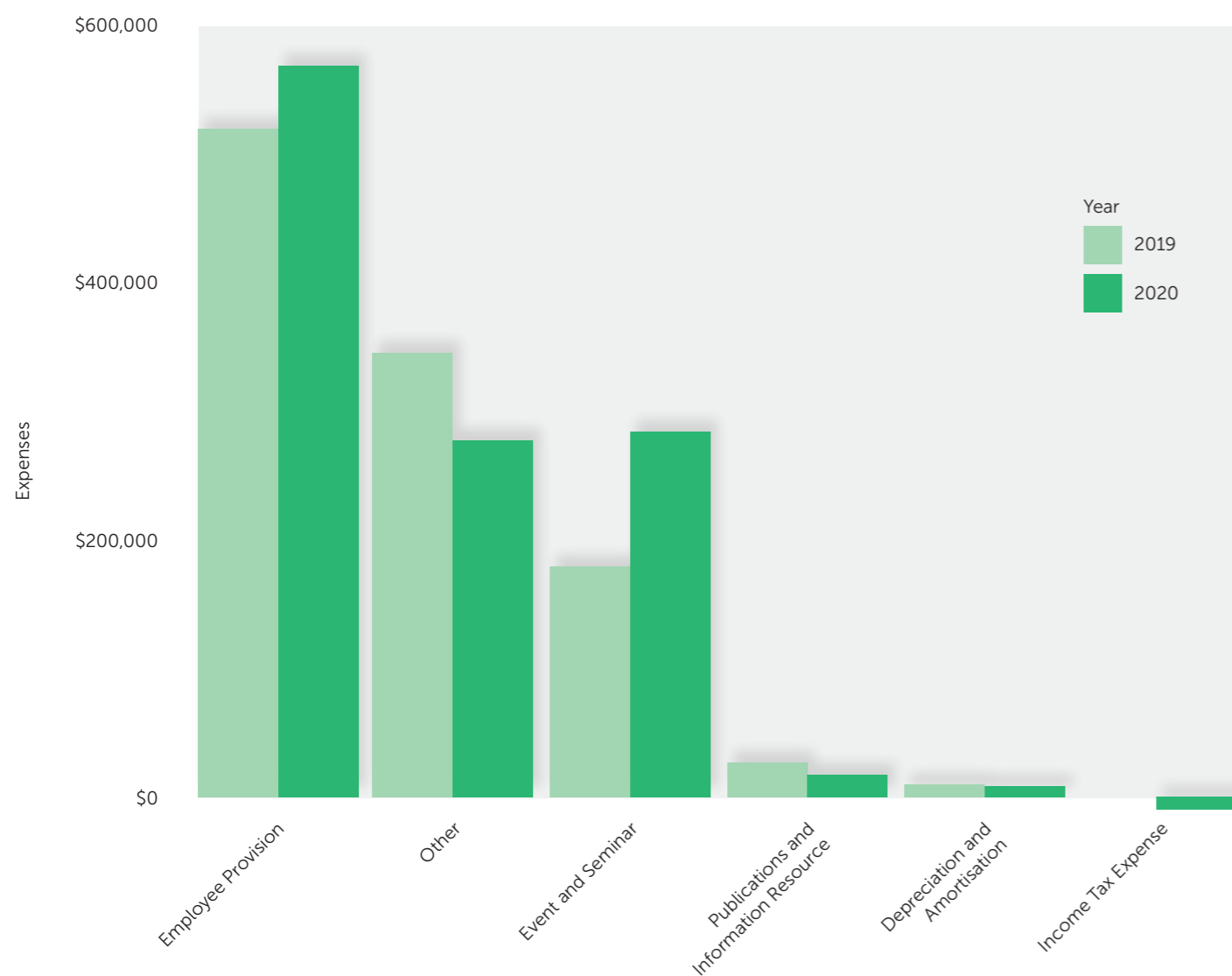
This is because the membership rate for Australian students was lowered in 2019-20 to match the lower rate on trial in New Zealand. The strongest growth in membership numbers came from students, so the growth was not reflected in immediate revenue. The broader strategy is to welcome a cohort of new, early practitioners (supported with lower fees) and provide value throughout their career pathway.

Income from certification fees continued to grow year-on-year. The strongest growth in revenue came from events, from \$212,432 in 2018-19 to \$417,803 in 2019-20. This shows the strong cross-divisional events and ability to deliver high quality online events.



EXPENSES

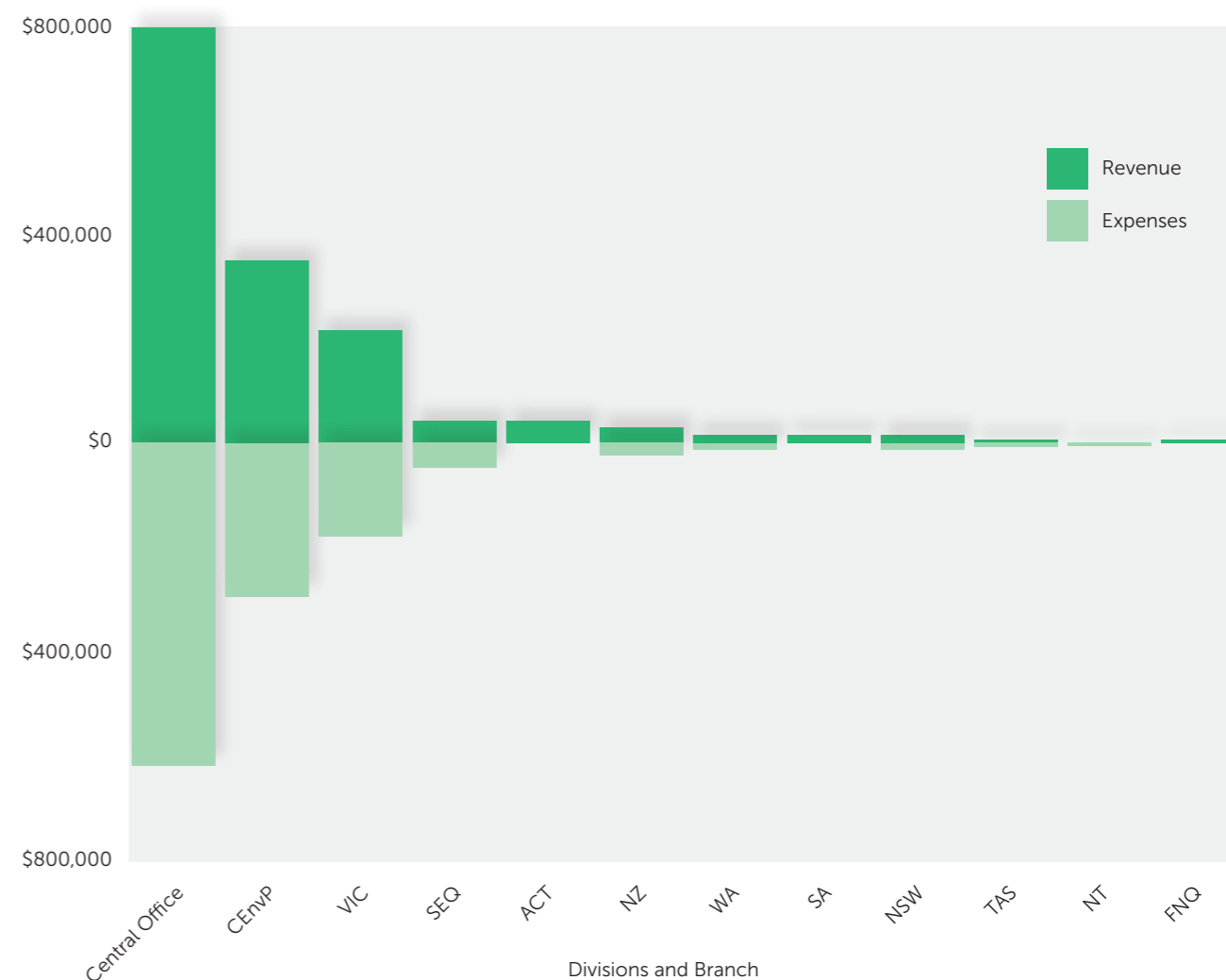
Operating expenses ("Other") decreased during the year, as did the costs involved in publishing our journal. Event costs increased, offset by the increase in revenue. Staff costs increased. In the first half of the year as a policy officer was engaged to assist with key Australian and New Zealand policy submissions.



EIANZ SUB-GROUPS

EIANZ member activities are decentralised across the Australian Divisions and the New Zealand Chapter. The two central business units (CEnvP and EIANZ Central Office) oversee centralised resources and services.

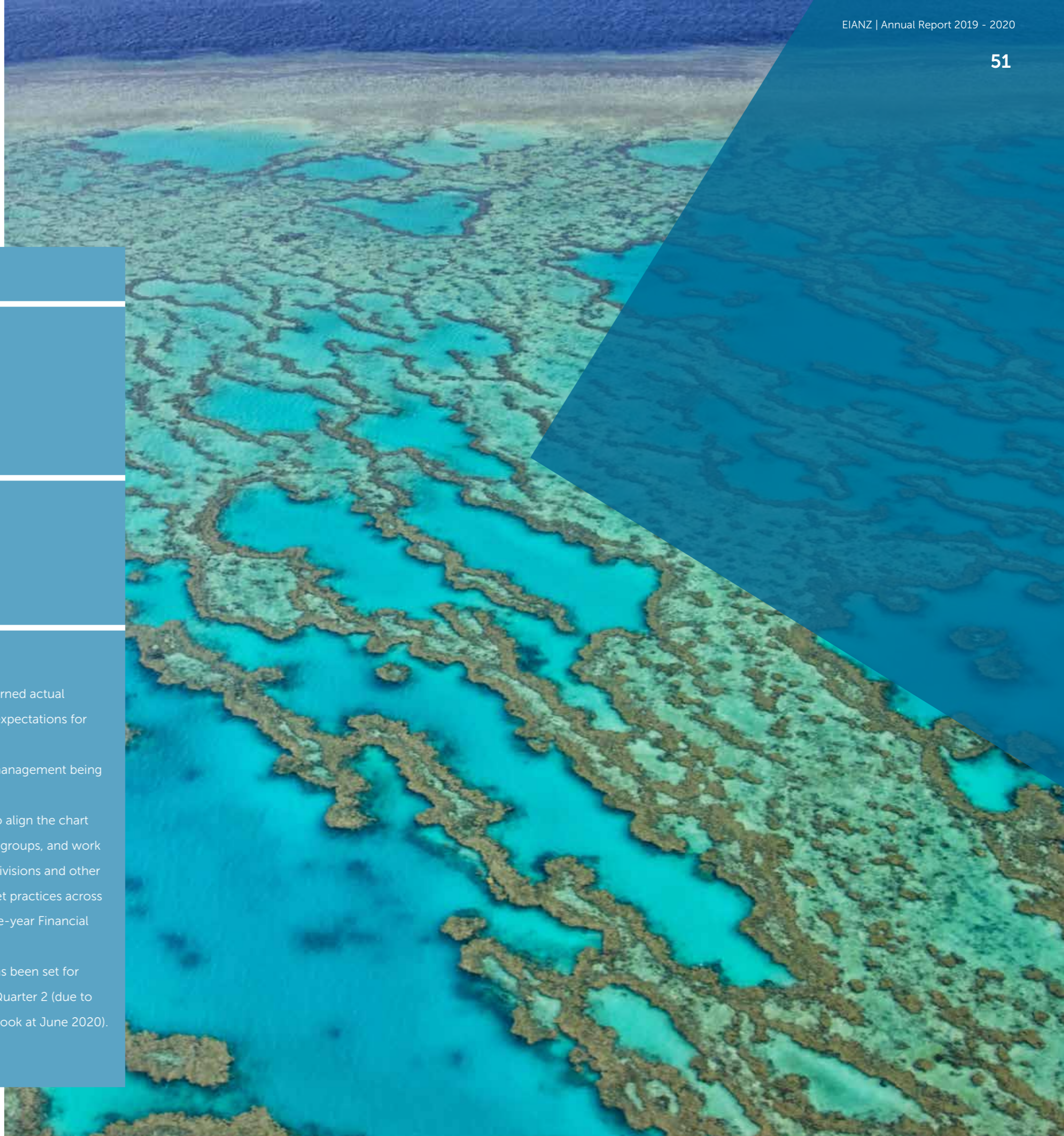
This chart shows the relative size and revenue-to-expense ratio for each sub-group. Note that Central Office manages the finances of cross-divisional groups (like Special Interest Sections, Board Committees and the Qualification Accreditation Scheme) as line items within its overall budget.



PERFORMANCE AGAINST KPIS

Under the corporate plan, there are a number of financial KPIS.

<p>Year-on-year revenue growth</p>	<p>Achieved and sustainable</p>
<p>Equity greater than 50% of annual operating spend (this ensures the organisation has coverage for at least six months of operation):</p>	<p>Achieved</p>
<p>Cash at hand to current liabilities greater than 1 (this ensures there is adequate liquidity to access assets if needed):</p>	<p>Achieved</p>
<p>Financial performance against budget</p>	<p>In progress</p> <ul style="list-style-type: none"> • Central Office and CEnvP both returned actual expenses that were within budget expectations for 2019-2020 • Templates for budget setting and management being developed • We undertook foundational work to align the chart of accounts between different sub-groups, and work this year will focus on supporting Divisions and other groups to achieve consistent budget practices across the Institute. This is part of the three-year Financial Strategy. • Note - an interim central budget has been set for 2020-21 to be reviewed at end of Quarter 2 (due to the uncertain external financial outlook at June 2020).



FINANCIAL STATEMENTS

For the year ended 30 June 2020

STATEMENT OF COMPREHENSIVE INCOME

for the year ended 30 June 2020

	Note	2020	2019
REVENUE	2	1,455,003	1,166,524
Employee provision expenses	3	(571,543)	(519,630)
Depreciation and amortisation expenses	3	(7,741)	(7,841)
Event & Seminar expenses	3	(281,347)	(180,603)
Journal costs	3	(16,758)	(26,383)
Other expenses		(278,516)	(345,338)
Current year surplus/(deficit) before income tax		299,098	86,729
Income tax expense		9,425	-
Net current year surplus/(deficit)		289,673	86,729
Total comprehensive income for the year, net of tax		289,673	86,729
Total comprehensive income attributable to members of the entity		289,673	86,729

STATEMENT OF FINANCIAL POSITION

as at 30 June 2020

	Note	2020	2019
ASSETS			
CURRENT ASSETS			
Cash on hand and deposits	5,12	1,497,057	1,303,766
Accounts receivable and other debtors	6,12	200,832	223,781
Other current assets	7	18,093	36,414
TOTAL CURRENT ASSETS		1,715,982	1,563,961
NON-CURRENT ASSETS			
Property, plant and equipment	8	17,909	14,610
Website	8	4,548	6,064
TOTAL NON-CURRENT ASSETS		22,457	20,674
TOTAL ASSETS		1,738,439	1,584,635
LIABILITIES			
CURRENT LIABILITIES			
Accounts payable and other payables	9,12	78,718	182,614
Employee Leave Provisions	13	23,559	13,919
Revenue received in advance	10	450,116	499,511
Provision for Income Tax		7,782	-
TOTAL CURRENT LIABILITIES		560,175	696,044
TOTAL LIABILITIES		560,175	696,044
NET ASSETS		1,178,264	888,591
EQUITY			
Retained surplus		1,178,264	888,591
TOTAL EQUITY		1,178,264	888,591

The accompanying notes form part of these financial statements.

STATEMENT OF CHANGES IN EQUITY

for the year ended 30 June 2020

	Retained Surplus \$	Total \$
BALANCE AT 1 JULY 2018	801,862	801,862
COMPREHENSIVE INCOME		
Net surplus for the year (2018-19)	86,729	86,729
Balance at 30 June 2019	888,591	888,591
Balance at 1 July 2019	888,591	888,591
COMPREHENSIVE INCOME		
Net surplus for the year (2019-20)	289,673	289,673
BALANCE AT 30 JUNE 2020	1,178,264	1,178,264

STATEMENT OF CASH FLOWS

for the year ended 30 June 2020

	Note	2020	2019
CASH FLOWS FROM OPERATING ACTIVITIES			
Receipts from members and events		1,433,476	1,259,422
Payments to suppliers and employees	3	(1,233,223)	(983,373)
Interest received		2,562	4,159
Net cash provided by operating activities	11	202,815	280,208
CASH FLOWS FROM INVESTING ACTIVITIES			
Purchase of property, plant and equipment		(9,524)	(11,731)
Net cash used in investing activities		(9,524)	(11,731)
CASH FLOWS FROM FINANCING ACTIVITIES			
Net increase/(decrease) in cash held		193,291	268,477
Cash on hand at beginning of financial year		1,303,766	1,035,289
Cash on hand at end of financial year	5	1,497,057	1,303,766



NOTES TO THE FINANCIAL STATEMENTS FOR THE YEAR ENDED 30 JUNE 2020

The general purpose financial statements cover the Environment Institute of Australia and New Zealand Inc. as a single entity, including the financial operations of the Certified Environmental Practitioner Scheme (CEnvP) which were previously deconsolidated from the financial statements.

The Environment Institute of Australia and New Zealand Inc. is an incorporated association under the Associations Incorporation Reform Act 2012 (Vic). It operates within the terms of the EIANZ Rules of Association and By-Laws that establish the Australian and New Zealand Chapters, Divisions, Special Interest Sections and the Certified Environmental Practitioner Scheme. The financial operations of the Australian Chapter Divisions and the New Zealand Chapter, the Special Interest Sections and the Certified Environmental Practitioner Scheme are consolidated in these financial statements.

The Environment Institute of Australia and New Zealand Inc. was registered under the Corporations Act 2001 (Cwth) as a Registrable Australian Body on the 25 November 2014, allowing it to operate under the provisions of its Victorian incorporation in all Australian jurisdictions. The Institute sought registration under the Companies Act 1993 (NZ) as a body corporate incorporated in Australia and carrying on business in New Zealand, which was granted on the 8 July 2016.

On 17 September 2016, at a duly constituted Special General Meeting, a resolution of the members of the Environment Institute of Australia and New Zealand Inc. was passed which had the effect of replacing the existing Rules of Association with new Rules of Association that comply with the Associations Incorporation Reform Act 2012 (Vic). The new EIANZ Rules of Association were approved by the Victorian Department of Justice with effect from 30 September 2016.

These financial statements were authorised for issue on 19 October 2020 by the members of the Board.

NOTE 1: SUMMARY OF SIGNIFICANT ACCOUNTING POLICIES

Basis of Preparation

These general purpose financial statements have been prepared in accordance with the Australian Charities and Not-for-profits Commission Act 2012 and Australian Accounting Standards and Interpretations of the Australian

Accounting Standards Board. The EIANZ is a not-for-profit entity for financial reporting purposes under Australian Accounting Standards. Material accounting policies adopted in the preparation of these financial statements are presented below and have been consistently applied unless stated otherwise.

The financial statements, except for the cash flow information, have been prepared on an accruals basis and are based on historical costs, modified, where applicable, by the measurement at fair value of selected non-current assets, financial assets and financial liabilities. The amounts presented in the financial statements have been rounded to the nearest dollar.

Accounting Policies

a. Income Tax

The EIANZ's profits in Australia are exempt from income tax under Section 50-45 of the Income Tax Assessment Act 1997. The EIANZ operations in New Zealand are subject to the taxation laws of that country and any profits are subject to income tax.

b. Property, Plant and Equipment

Each class of property, plant and equipment are carried at cost or fair value as indicated less, where applicable, any accumulated depreciation and impairment losses.

Plant and equipment

Plant and equipment is measured on the cost basis and are therefore carried at cost less accumulated depreciation and any accumulated impairment losses. In the event the carrying amount of plant and equipment is greater than its estimated recoverable amount, the carrying amount is written down immediately to the estimated recoverable amount and impairment losses are recognised either in profit or loss or as a revaluation decrease if the impairment losses relate to a revalued asset. A formal assessment of recoverable amount is made when impairment indicators are present (refer to Note 1(d) for details of impairment).

The cost of fixed assets constructed by the EIANZ includes the cost of materials, direct labour, borrowing costs and an appropriate proportion of fixed and variable overheads.

Subsequent costs are included in the asset's carrying amount or recognised as a separate asset, as appropriate, only when it is probable that future economic benefits associated with the item will flow to the EIANZ and the cost of the item can be measured reliably. All other repairs and maintenance are recognised as expenses in profit or loss during the financial period in which they are incurred.

Depreciation

The depreciable amount of all fixed assets, including buildings and capitalised lease assets, is depreciated on a straight-line basis over the asset's useful life commencing from the time the asset is available for use. Leasehold improvements are depreciated over the shorter of either the unexpired period of the lease or the estimated useful lives of the improvements.

The depreciation rates used for each class of depreciable assets are:

Class of Fixed Asset	Depreciation Rate
Leasehold improvements	20%
Website Development	25%
Leased plant and equipment	35%
Office equipment	35%

The assets' residual values and useful lives are reviewed and adjusted, if appropriate, at the end of each reporting period.

Gains and losses on disposals are determined by comparing net proceeds with the carrying amount. These gains and losses are included in the statement of comprehensive income.

c. Financial Instruments

Financial assets and financial liabilities are recognised when the entity becomes a party to the contractual provisions to the instrument. For financial assets, this is equivalent to the date that the Institute commits itself to either purchase or sell the asset (ie trade date accounting is adopted).

Financial instruments are initially measured at fair value plus transaction costs except where the instrument is classified "at fair value through profit or loss", in which case transaction costs are expensed to profit or loss immediately.

Classification and subsequent measurement

Financial instruments are subsequently measured at fair value, amortised cost using the effective interest method, or cost. Fair value represents the amount for which an asset could be exchanged or a liability settled between knowledgeable, willing parties. Where available, quoted prices in an active market are used to determine fair value. In other circumstances, valuation techniques are adopted.

Amortised cost is calculated as the amount at which the financial asset or financial liability is measured at initial recognition less principal repayments and any reduction for impairment, and adjusted for any cumulative amortisation of the difference between that initial amount and the maturity amount calculated using the effective interest method.

The effective interest method is used to allocate interest income or interest expense over the relevant period and is equivalent to the rate that discounts estimated future cash payments or receipts (including fees, transaction costs and other premiums or discounts) over the expected life (or when this cannot be reliably predicted, the contractual term) of the financial instrument to the net carrying amount of the financial asset or financial liability. Revisions to expected future net cash flows will necessitate an adjustment to the carrying amount with a consequential recognition of income or expense in profit or loss.

The EIANZ does not designate any interests in subsidiaries, associates or joint venture entities as being subject to the requirements of Accounting Standards specifically applicable to financial instruments.

(i) Loans and receivables

Loans and receivables are non-derivative financial assets with fixed or determinable payments that are not quoted in an active market and are subsequently measured at amortised cost.

(ii) *Financial liabilities*
Non-derivative financial liabilities other than financial guarantees are subsequently measured at amortised cost.

Impairment

At the end of each reporting period, the Institute assesses whether there is objective evidence that a financial instrument has been impaired. In the case of available-for-sale financial instruments, a prolonged decline in the value of instrument is considered to determine whether an impairment has arisen. Impairment losses are immediately recognised in the profit and loss. Also, any cumulative decline in fair value previously recognised in other comprehensive income is reclassified to profit or loss at this point.

Derecognition

Financial assets are derecognised where the contractual right to receipt of cash flows expires or the asset is transferred to another party, whereby the entity no longer has any significant continuing involvement in the risks and benefits associated with the asset. Financial liabilities are derecognised where the related obligations are discharged, cancelled or have expired. The difference between the carrying amount of the financial liability extinguished or transferred to another party and the fair value of consideration paid, including the transfer of non-cash assets or liabilities assumed, is recognised in profit or loss.

d. Impairment of Assets

At the end of each reporting period, the EIANZ assesses whether there is any indication that an asset may be impaired. The assessment will consider both external and internal sources of information. If such an indication exists, an impairment test is carried out on the asset by comparing the recoverable amount of that asset, being the higher of the asset's fair value less costs to sell and its value-in-use, to the asset's carrying amount. Any excess of the asset's carrying amount over its recoverable amount is immediately recognised in profit or loss.

Where it is not possible to estimate the recoverable amount of an individual asset, the Institute estimates the recoverable amount of the cash-generating unit to which the asset belongs.

e. Employee Benefits

Provision is made for the EIANZ's liability for employee benefits arising from services rendered by employees to the end of the reporting period. Employee benefits (other than termination benefits) that are expected to be settled within one year have been measured at the amounts expected to be paid when the liability is settled.

Contributions are made by the EIANZ to an employee superannuation fund and are charged as expenses when incurred. The EIANZ's obligations for short term employee benefits such as wages, salaries and sick leave are recognised as part of current trade and other payables in the statement of financial position.

f. Cash and Cash Equivalents

Cash and cash equivalents includes cash on hand, deposits held at-call with banks, other short-term highly liquid investments with original maturities of three months or less, and bank overdrafts. Bank overdrafts are shown within borrowings in current liabilities in the statement of financial position.

g. Revenue and Other Income

Revenue is measured at the fair value of the consideration received or receivables after taking into account any trade discounts and volume rebates allowed. Any consideration deferred is treated as the provision of finance and is discounted at a rate of interest that is generally accepted in the market for similar arrangements. The difference between the amount initially recognised and the amount ultimately received is interest revenue.

Revenue from the sale of goods is recognised at the point of delivery as this corresponds to the transfer of significant risks and rewards of ownership of the goods and the cessation of all involvement in those goods.

Interest revenue is recognised using the effective interest method, which for floating rate financial assets is the rate inherent in the instrument.

Revenue from the provision of membership subscriptions and conference is recognised on a straight-line basis over the financial year.

Change of Accounting Policy in recognising revenue

Prior to the 2018 financial year the Institute had accounted for its CEnvP registration revenue on a cash basis. From 1 July 2017 the institute has treated the percentage of the registration fee that relates to the period after 30 June as unearned income. This treatment is consistent with the recognition of revenue from membership subscriptions.

All revenue is stated net of the amount of goods and services tax.

h. Goods and Services Tax (GST)

Australian revenues, expenses and assets are recognised net of the amount of GST, except where the amount of GST incurred is not recoverable from the Australian Taxation Office (ATO). The EIANZ New Zealand operations are not registered for GST because they are below the threshold level for registration.

Australian receivables and payables are stated inclusive of the amount of GST receivable or payable. The net amount of GST recoverable from, or payable to, the ATO is included with other receivables or payables in the statement of financial position.

Cash flows are presented on a gross basis. The Australian GST components of cash flows arising from investing or financing activities which are recoverable from, or payable, to the ATO are presented as operating cash flows included in receipts from customers or payments to suppliers.

i. Comparative Figures

When required by Accounting Standards, comparative figures have been adjusted to conform to changes in presentation for the current financial year.

Where the EIANZ retrospectively applies an accounting policy, makes a retrospective restatement or reclassifies items in its financial statements, an additional statement of financial position as at the beginning of the earliest comparative period will be disclosed.

j. Accounts Payable and Other Payables

Accounts payable and other payables represent the liability outstanding at the end of the reporting period for goods and services received by the EIANZ during the reporting period that remain unpaid. The balance is recognised as a current liability with the amounts normally paid within 30 days of recognition of the liability.

k. Critical Accounting Estimates and Judgements

The EIANZ Board evaluates estimates and judgements incorporated into the financial statements based on historical knowledge and best available current information. Estimates assume a reasonable expectation of future events and are based on current trends and economic data, obtained both externally and within the company.

Key Estimates

- (i) Impairment
The EIANZ assesses impairment at the end of each reporting period by evaluation of conditions and events specific to the organisation that may be indicative of impairment triggers. Recoverable amounts of relevant assets are reassessed using value-in-use calculations which incorporate various key assumptions

NOTE 2: REVENUE AND OTHER INCOME

	2020 \$	2019 \$
Revenue:		
Membership subscriptions – EIANZ - AU	454,528	473,253
Membership subscriptions – EIANZ - NZ	50,913	59,007
Certification fees - CEnvP	313,804	273,749
Conference and seminars	417,803	212,432
Journal	23,072	22,283
Interest received – EIANZ - AU	1,390	2,204
Interest received – EIANZ - NZ	805	1,118
Interest received - CEnvP	366	837
Other income	102,361	126,115
Government Grants	93,274	-
Foreign currency gain / (loss)	(3,313)	(4,474)
Total revenue	1,455,003	1,166,524

Note: EIANZ Membership subscriptions reflect where monies were received (ie in AU or NZ) and not necessarily where members are based.

NOTE 3: MAJOR EXPENSES FOR THE YEAR

	2020 \$	2019 \$
Expenses		
Depreciation:		
property, plant and equipment, website	7,741	7,841
Employee wages and superannuation	559,470	514,053
Event and seminar expense	281,347	180,603
Journal Costs	16,758	26,383
Rental premises	42,345	38,858

NOTE 4: AUDITORS FEES

	2020 \$	2019 \$
Remuneration of the auditor of the association for:		
Auditing or reviewing the financial report	16,000	14,500
Taxation services		
Due diligence services		
Taxation services provided by an associated entity of the auditor		
	16,000	14,500

NOTE 5: CASH ON HAND

	Note	2020 \$	2019 \$
Cash at bank – unrestricted		1,427,523	1,240,265
Term Deposits		52,903	53,407
Cash on hand/In Transit		16,631	10,094
	12	1,497,057	1,303,766

NOTE 6: ACCOUNTS RECEIVABLE AND OTHER DEBTORS

	Note	2020 \$	2019 \$
CURRENT			
Trade receivables		199,742	223,781
Other debtors		1,090	-
Total current accounts receivable and other debtors	12	200,832	223,781

Note: No impairment of the above was required at 30 June 2020 (2019 \$Nil)

NOTE 7: OTHER CURRENT ASSETS

	2020 \$	2019 \$
Prepaid expenses (amounts paid in advance for goods and services to be received in the next financial year)	12,630	30,803
Other assets	5,463	5,611
	18,093	36,414

NOTE 8: PROPERTY, PLANT AND EQUIPMENT

	2020 \$	2019 \$
Property, plant and equipment:		
At cost	113,160	103,636
Accumulated depreciation	(90,703)	(82,962)
Total property, plant and equipment (including website)	22,457	20,674

Movements in carrying amounts

Movement in the carrying amounts for each class of property, plant and equipment between the beginning and the end of the current and previous financial years.

		Property, Plant and Equipment \$	Total \$
Balance at 1 July 2018		16,784	16,784
+ Additions	2018-19	11,731	11,731
- Disposals	2018-19	-	-
- Depreciation expense	2018-19	(7,841)	(7,841)
Balance at 30 June 2019		20,674	20,674
+ Additions	2019-20	9,524	9,524
- Disposals	2019-20	-	-
- Depreciation expense	2019-20	(7,741)	(7,741)
Carrying amount at 30 June 2020		22,457	22,457

NOTE 9: ACCOUNTS PAYABLE AND OTHER PAYABLES

	2020 \$	2019 \$
CURRENT		
Unsecured liabilities:		
Accounts payable	35,533	52,468
Sundry payables	43,185	130,146
	78,718	182,614

NOTE 10: REVENUE RECEIVED IN ADVANCE

	2020 \$	2019 \$
CURRENT		
Revenue in advance (amounts received for membership renewals, certification renewals, and event takings not due until the next financial year)		
• Membership renewals and events in advance - EIANZ	148,299	245,447
• Certification renewals in advance - CEnvP	301,817	254,064
Total revenue received in advance	450,116	499,511

NOTE 11: CASH FLOW INFORMATION

	2020 \$	2019 \$
Reconciliation of cash flow from operating activities with net current year surplus		
Current year surplus after income tax	289,673	86,729
Cash flows excluded from current year surplus		
Non-cash flows in current year surplus:		
• depreciation expense	7,741	7,841
• movement in leave and income tax provisions	17,422	452
Changes in assets and liabilities:		
• (increase)/decrease in receivables	22,949	(179,078)
• decrease in other current assets	18,321	15,883
• increase/(decrease) in accounts payable and other payables	(103,896)	72,246
• Increase/(decrease) in revenue in advance	(49,395)	276,135
	202,815	280,208

NOTE 12: FINANCIAL RISK MANAGEMENT

The EIANZ's financial instruments consist mainly of deposits with banks, local money market instruments, investments in listed shares, receivables and payables, and lease liabilities. The totals for each category of financial instruments, measured in accordance with AASB 139, as detailed in the accounting policies to these financial statements, are as follows:

	Note	2020 \$	2019 \$
Financial assets			
Cash and cash equivalents	5	1,497,057	1,303,766
Loans and receivables	6	200,832	223,781
Total financial assets		1,697,889	1,527,547
Financial liabilities			
Financial liabilities at amortised cost:			
• accounts payable and sundry payables	9	78,718	182,614
Total financial liabilities		78,718	182,614

NOTE 13: EMPLOYEE PROVISIONS

	\$
Analysis of Employee Provisions – Annual Leave Entitlements	
Opening balance at 1 July 2019	13,919
Additional provisions	29,294
Amounts used	(19,654)
Balance at 30 June 2020	23,559

Employee Provisions – Annual Leave Entitlements

The provision for employee benefits represents amounts accrued for annual leave. Based on past experience, the EIANZ does not expect the full amount of annual leave to be settled wholly within the next 12 months. However, the amount must be classified as a current liability because the organisation does not have an unconditional right to defer the settlement of the amount in the event employees wish to use their leave entitlements.

NOTE 14: LEASE LIABILITIES

The EIANZ entered in to a 5-year lease on June 1, 2017 with Fraser Campbell Hopkins, Dean Richard Gosper, & J K Hopkins Pty Ltd of 415 Riversdale Road, Hawthorn East, VIC 3123 to occupy the premises at Suite 3, 255 Whitehorse Road, Balwyn, VIC 3103 for a period of 5 years. Year 4 rental is \$30,279 plus GST with annual rental review of 3.5%. A separate licence to occupy exists for a single car parking bay at a cost of \$1,796 PA plus GST with an annual rental review of 3.5%. Note that estimated outgoings of \$9,224 per annum are in addition to these costs. The Institute is currently receiving rent relief in the form of 15% rent waiver and 15% rent deferral. At this date the relief will last to 30 September 2020.

NOTE 15: SEGMENT REPORTING

The EIANZ operates in Australia and New Zealand. New Zealand operations are not considered material for separate disclosure.

NOTE 16: CHAPTERS AND DIVISIONS

The EIANZ maintains its presence in Australia and New Zealand through a network of Chapters and Divisions. The EIANZ CEnvP Scheme is operated at arm's length by the independent Certification Board. The following is a list of the organisational units, the financial operations of which are consolidated in these financial statements:

- Environment Institute of Australia and New Zealand (FNQ)
- Environment Institute of Australia and New Zealand (SEQ)
- Environment Institute of Australia and New Zealand (NSW)
- Environment Institute of Australia and New Zealand (VIC)
- Environment Institute of Australia and New Zealand (SA)
- Environment Institute of Australia and New Zealand (WA)
- Environment Institute of Australia and New Zealand (TAS)
- Environment Institute of Australia and New Zealand (ACT)
- Environment Institute of Australia and New Zealand (NT)
- Environment Institute of Australia and New Zealand (NZ)
- Environment Institute of Australia and New Zealand (CEnvP Scheme)

Note: The parent body is "The Environment Institute of Australia and New Zealand Inc."
ABN: 39 364 288 752
NZBN: 9429041314777

NOTE 17: CONTINGENCIES AND COMMITMENTS

There are no contingencies or commitments that require disclosure within the financial statements.

NOTE 18: MEMBERS

At 30 June 2020, the number of financial members was 1,961 (2019: 1,862)

NOTE 19: ASSOCIATED ENTITIES

The financial performance of the Certified Environmental Practitioner Scheme has previously been reported as an unaudited note to the annual financial statements of the EIANZ. For the financial year ended 30 June 2017 and onwards, the financial performance of the Scheme has been consolidated with the financial statements of the EIANZ, in order to present an accurate picture of the trading position of the EIANZ, as an entity.

NOTE 20: PERFORMANCE BY DIVISION

The figures in note 20 represent the performance by division. Table 1 profit and loss summary presents both a consolidated and deconsolidated result. The result tab presents the membership inclusive result whilst the consolidated net position tab eliminates the inter division transfers to present

a consolidated position. Table 2 balance sheet summary presents actuals within the Net Assets tab which is inclusive of inter-entity balance sheet accounts. The consolidated net position presents performance by division after all inter-entity balance sheet items have been removed.

TABLE 1: PROFIT AND LOSS SUMMARY

	Revenue	Expenses	Result	Consolidation Eliminations	Consolidated Net Position
Central Office	794,763	616,237	178,526	4,045	182,571
FNQ	(504)	-	(504)	(1,249)	(1,753)
SEQ	40,215	49,818	(9,603)	(5,585)	(15,188)
NSW	8,659	9,444	(785)	(5,334)	(6,119)
VIC	214,084	181,185	32,899	25,990	58,889
SA	9,338	2,012	7,326	(7,776)	(450)
WA	11,788	13,925	(2,137)	(5,023)	(7,160)
TAS	3,584	4,614	(1,030)	(1,282)	(2,312)
ACT	31,585	564	31,021	(31,344)	(323)
NT	482	1,313	(831)	(482)	(1,313)
NZ	28,251	24,250	4,001	28,040	32,041
CEnvP	347,072	296,282	50,790		50,790
TOTAL	1,489,317	1,199,644	289,673	-	289,673

TABLE 2: BALANCE SHEET SUMMARY

	Assets	Liabilities	Net Assets	Consolidation Eliminations	Consolidated Net Position	Cash on Hand
Central Office	602,318	156,506	445,812	(6,491)	439,321	534,451
FNQ	10,066	31	10,035		10,035	10,066
SEQ	14,729	9,428	5,301	(1,401)	3,900	13,328
NSW	171,228	1	171,227	(1,783)	169,444	169,445
VIC	167,346	38,209	129,137	258	129,395	167,604
SA	17,568	101	17,467	(1,030)	16,437	16,537
WA	46,724	10	46,714	(606)	46,108	46,118
TAS	26,753	(29)	26,782	(330)	26,452	26,424
ACT	46,938	3,060	43,878	439	44,317	47,377
NT	22,891	(1)	22,892	(51)	22,841	22,840
NZ	127,221	20,207	107,014	10,995	118,009	127,430
CEnvP	495,651	343,646	152,005		152,005	315,437
TOTAL	1,749,433	571,169	1,178,264	-	1,178,264	1,497,057

NOTE 21: INSTITUTE DETAILS

The registered office of the Institute is:
Suite 3, 255 Whitehorse Road
Balwyn VIC 3103

The principal place of business is:
Suite 3, 255 Whitehorse Road
Balwyn VIC 3103


ANNUAL STATEMENTS GIVE TRUE AND FAIR VIEW OF FINANCIAL POSITION AND PERFORMANCE OF INCORPORATED ASSOCIATION

We, Bryan Jenkins and Elizabeth Stark, being members of the Board of The Environment Institute of Australia and New Zealand Inc. certify that

- the attached financial statements and notes thereto are in accordance with the Australian Charities and Not-for-Profits Commission Act 2012;
 - the attached financial statements and notes thereto comply with Australian Accounting Standards;
 - the attached financial statements and notes thereto give a true and fair view of the financial position of the association as at 30 June 2020 and of its performance for the year ended on that date;
- and
- there are reasonable grounds to believe that the association will be able to pay its debts as and when they become due and payable.

This declaration is signed in accordance with subs 60.15(2) of the Australian Charities and Not-for-Profits Commission Regulation 2013


Bryan Jenkins
President


Elizabeth Stark
Treasurer

19 October 2020
Melbourne



INDEPENDENT AUDIT REPORT TO THE MEMBERS OF ENVIRONMENT INSTITUTE OF AUSTRALIA AND NEW ZEALAND INC.

Report on the audit of the financial report

Opinion

I have audited the financial report of Environment Institute Of Australia and New Zealand Inc. which comprises the statement of financial position as at 30 June 2020, the statement of profit or loss or other comprehensive income, statement of changes in equity and statement of cash flows for the year then ended, and notes to the financial statements, including a summary of significant accounting policies, and the certification by members of the Board.

As part of carrying out the audit we have relied on the Performance Report of the New Zealand Branch prepared by the Institute's accountants in New Zealand.

In my opinion, the financial report of Environment Institute of Australia and New Zealand Inc. has been prepared in accordance with Division 60 of the Australian Charities and Not-for-Profits Commission Act 2012, including

- a) giving a true and fair view of the institute's financial position as at 30 June 2020 and of its financial performance for the year then ended; and
- b) complying with Australian Accounting Standards and Division 60 of the Australian Charities and Not-for-Profits Commission Regulations 2013.

Basis for Opinion

I conducted my audit in accordance with Australian Auditing Standards. My responsibilities under those standards are further described in the Auditor's responsibilities for the Audit of the Financial Report section in my report. I am independent of the institute in accordance with the auditor independence requirements of the ACNC Act and the ethical requirements of the Accounting Professional and Ethical Standards Board's APES 110 Code of Ethics for Professional Accountants (the Code) that are relevant to my audit of the financial report in Australia. I have also fulfilled my other ethical responsibilities in accordance with the Code.

I believe that the audit evidence I have obtained is sufficient and appropriate to provide a basis for my opinion.

Information Other than the Financial Report and Auditor's Report Thereon

The Board is responsible for the other information. The other information comprises the information included in the institute's annual report for the year ended 30 June 2020, but does not include the financial report and our auditor's report thereon. Our opinion on the financial report does not cover the other information and accordingly we don't express any form of assurance conclusion thereon.

The Responsibility of the Board for the Financial Report

The Board of the institute are responsible for the preparation of the financial report that gives a true and fair view in accordance with the Australian Charities and Not-for-Profits Commission Act 2012 and for such internal control as the Board determine is necessary to enable the preparation of a financial report that gives a true and fair view and is free from material misstatement, whether due to fraud or error.

In preparing the financial report, the Board is responsible for assessing the institute's ability to continue as a going concern, disclosing, as applicable, matters related to going concern and using the going concern basis of accounting unless the Board either intend to liquidate the institute or to cease operations, or have no realistic alternative but to do so.

Auditor's Responsibilities for the Audit of the Financial Report

My objectives are to obtain reasonable assurance about whether the financial report as a whole is free from material misstatement, whether due to fraud or error, and to issue an auditor's report that includes my opinion. Reasonable assurance is a high level of assurance, but is not a guarantee that an audit conducted in accordance with Australian Auditing Standards will always detect a material misstatement when it exists. Misstatements can arise from fraud or error and are considered material if, individually or in the aggregate, they could reasonably be expected to influence the economic decisions of users taken on the basis of the financial report.

As part of an audit in accordance with the Australian Auditing Standards, I exercise professional judgement and maintain professional skepticism throughout the audit. I also:

- Identify and assess the risks of material misstatement of the financial report, whether due to fraud or error, design and perform audit procedures responsive to those risks, and obtain audit evidence that is sufficient and appropriate to provide a basis for my opinion. The risk of not detecting a material misstatement resulting from fraud is higher than one resulting from error, as fraud may involve collusion, forgery, intentional omissions, misrepresentations, or the override of internal control.
- Obtain an understanding of internal control relevant to the audit in order to design audit procedures that are appropriate in the circumstances, but not for the purpose of expressing an opinion on the effectiveness of the institute's internal control.
- Evaluate the appropriateness of accounting policies used and the reasonableness of accounting estimates and related disclosures made by the Board.
- Conclude on the appropriateness of the Board's use of the going concern basis of accounting and, based on the audit evidence obtained, whether a material uncertainty exists related to events or conditions that may cast significant doubt on the institute's ability to continue as a going concern. If I conclude that a material uncertainty exists I am required to draw attention in my auditor's report to the related disclosures in the financial report or, if such disclosures are inadequate, to modify my opinion. My conclusions are based on

the audit evidence obtained up to the date of my auditor's report. However future events or conditions may cause the institute to cease to continue as a going concern.

- Evaluate the overall presentation, structure and content of the financial report, including the disclosures, and whether the financial report represents the underlying transactions and events in a manner that achieves fair presentation.

I communicate with the Board regarding, among other matters, the planned scope and timing of the audit and significant audit findings, including any significant deficiencies in internal control that I identify during my audit.



Wayne Durdin
October 2020

E F McPhail and Partners
Suite 12, 602 Whitehorse Road
Mitcham Vic 3132

	2020 \$	2019 \$
REVENUE		
Operating activities:		
membership subscriptions and certification fees	819,245	806,009
Conference and events	417,803	212,432
• journal	23,072	22,283
• other	195,635	126,115
Non-operating activities:		
• interest	2,561	4,159
• foreign exchange gain	(3,313)	(4,474)
	1,455,003	1,166,524
EXPENDITURE		
Accounting and audit services	38,910	39,867
Bank charges and interest expense	520	952
Depreciation	7,741	7,841
General operation expenses	159,778	170,060
Journal costs	16,758	26,383
Conference and events	282,329	176,408
Superannuation	47,577	42,341
Wages	511,893	471,712
All other expenses	90,399	144,231
Total Expenditure	1,155,905	1,079,795
Current year surplus (deficit) before income tax	299,098	86,729
Income tax expense	9,425	-
Current year surplus (deficit) after income tax	289,673	86,729





Environment Institute
of Australia and
New Zealand Inc.

www.eianz.org

2019 - 2020

ANNUAL REPORT

ENVIRONMENT INSTITUTE OF AUSTRALIA & NEW ZEALAND



[@EIANZorg](https://twitter.com/EIANZorg)



[linkedin.com/company/eianz](https://www.linkedin.com/company/eianz)



[@EIANZorg](https://www.facebook.com/EIANZorg)



[@EIANZorg](https://www.instagram.com/EIANZorg)